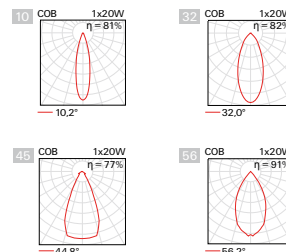
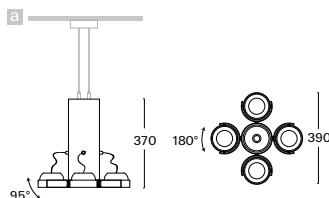


Z805

LED pendant lights

light fitting with integrated electronic control gear for central light source - housing from powder painted aluminium profile - colour option - efficient high quality reflectors - optional beam angle - optional filter or protective glass - suspension ordered separately - optional spotlights are part of the light fitting



Order code	Pict.	Power	Flux	Tc	Ra	kg
Z805cCWI.114A/..	a	1 x 14 W	1800 lm	3000 K	≥ 80	3,2
Z805cCCI.114A/..	a	1 x 14 W	1850 lm	4000 K	≥ 80	3,2
Z805cCDI.114A/..	a	1 x 14 W	1850 lm	5000 K	≥ 80	3,2
Z805cCWI.120A/..	a	1 x 20 W	2400 lm	3000 K	≥ 80	3,2
Z805cCCI.120A/..	a	1 x 20 W	2500 lm	4000 K	≥ 80	3,2
Z805cCDI.120A/..	a	1 x 20 W	2500 lm	5000 K	≥ 80	3,2
Z805cCWI.129A/..	a	1 x 29 W	3300 lm	3000 K	≥ 80	3,2
Z805cCCI.129A/..	a	1 x 29 W	3400 lm	4000 K	≥ 80	3,2
Z805cCDI.129A/..	a	1 x 29 W	3400 lm	5000 K	≥ 80	3,2
Z805cCWI.137A/..	a	1 x 37 W	4000 lm	3000 K	≥ 80	3,2
Z805cCCI.137A/..	a	1 x 37 W	4100 lm	4000 K	≥ 80	3,2
Z805cCDI.137A/..	a	1 x 37 W	4100 lm	5000 K	≥ 80	3,2
Z805cCWI.143A/..	a	1 x 43 W	4550 lm	3000 K	≥ 80	3,2
Z805cCCI.143A/..	a	1 x 43 W	4700 lm	4000 K	≥ 80	3,2
Z805cCDI.143A/..	a	1 x 43 W	4700 lm	5000 K	≥ 80	3,2

Example of order of the light fitting

Central light source: 1 x light fitting Z805.. Z805cCWI.129A/32.S3 - 1pce
 Spotlights: 4 x insert - C010.. C010-AC.123/24 - 4pcs

Optional types of reflectors for central light source

10 / 32 / 45 / 56 / 32G / 45G

Example of order code assembly: reflector with beam angle 32° Z805cCWI.129A/32.D3

Color rendering index of central source (Ra ≥90 pouze pro Tc 3000K, 4000K)


C / D Example of order code assembly: Ra ≥90 Z805cDCI.129A/32.D3

Dimmable version of central source

A / D / T / L

Example of order code assembly: dimmable DALI Z805cCCD.129A/32.D3

Optional types of glasses / filters for central source




Example of order code assembly: honeycomb filter

Z805cCWI.129A/32F2.D3

Accessories



ZSP
page 575



- W3
- S3
- D3
- B3



230V-50Hz


C010

INSERTS


optional light sources for spotlights



■ C010 - insert with LED source COIN111 AC



Order code	Pict.	Power	Flux	Tc	Ra	kg
C010-AW.116/..	a	1 x 16 W	1250 lm	3000 K	≥ 80	0,4
C010-AC.116/..	a	1 x 16 W	1350 lm	4000 K	≥ 80	0,4
C010-AW.123/..	a	1 x 23 W	1850 lm	3000 K	≥ 80	0,4
C010-AC.123/..	a	1 x 23 W	1950 lm	4000 K	≥ 80	0,4



LED - COIN111-AC

■ Optional beam angle

24 / 40

Example of order code assembly: [LED source with beam angle 24°](#)

[C001-AC.123/24](#)



230V-50Hz

EXPLAINS

for order code assembly

1	2	3	4	5	6	7	8	9	10
V	299	s	LW	DN	.	124	A	/	HD A3 . W3

1	GROUP AFTER ASSEMBLY			2	PRODUCT CODE	3	CONFIGURATION OF LIGHT FITTING		
V	recessed	L	for track	289	type marking of fitting	s	control gear on cable (part of fitting)		
S	ceiling	Z	pendant	5	type marking of insert	c	control gear on fitting (part of fitting)		
N	wall	C	part of fitting	etc.		-	without control gear (or it is not part of fitting)		
F	floor lamp								
4	TYPE OF LIGHT SOURCE (SOCKET)								
D2	TC-D, TC-T (G24d, GX24d)	S2	HST-CRI (GX12)	R1	QT-DE12 150W (R7s L=114,2)				
D4	TC-DEL, TC-TEL (G24q, GX24q)	X1	HIT-CE (G12)	R7	QT-DE12 100W (R7s L=75)				
G0	T16-R (2GX13)	X2	HIE-CE (E27)	Q0	QPAR16 (GU10)				
G1	TC-L (2G11)	X2	HIPAR20, HIPAR30 (E27)	Q3	QR-LP111 (G53)				
G2	TC-F (2G10)	X3	Mercury (E27)	Q5	QR-CBC51 (GU5,3)				
G3	TC-S (G23)	X4	HST (E27)	E1	LED (E14)				
G5	CFL-AR111 (GX53)	X5	HIPAR 111 (GX8,5)	E2	A60, A65 (E27)				
G7	TC-SEL (2G7)	X6	HIT-DE-CE 70W (RX7s L=114,2)	E2	R50, R63, R80 (E27)				
G8	TC-TEL (2G8)	X7	HIT-DE-CE 150W (RX7s L=132)	E2	QPAR20, 30, 38 (E27)				
S1	HST-CRI (PG12-1)	X8	HIT-TC-CE (G8,5)	E2	QT32 (E27)				
4a	TYPE OF LED LIGHT SOURCE			4b	COLOUR RENDERING INDEX OF LED LIGHT				
A	LED COIN111 AC (230V)	I	warm white "interna" (2700 K)	S	cool daylight (6500 K)				
L	LED plate Ra >80	W	warm white (3000 K)						
M	LED plate Ra >90	B	white (3500 K)						
C	LED COB Ra >80	C	cool white (4000 K)						
D	LED COB Ra >90	D	daylight (5000 K)						
5	TYPE OF CONTROL GEAR			6	NUMBER AND OUTPUT OF LIGHT SOURCE				
BASIC CONFIGURATION				EMERGENCY CONFIGURATION			NUMBER AND POWER OF LED		
E	electronic undimmable	N	emergency 1h	109	1 x 9 W				
M	electronic MULTIWATT	H	emergency 3h	226	2 x 26 W				
A	electronic dimmable analog 1-10V	F	emergency 1h with autotest	318	3 x 18 W				
D	electronic dimmable DALI	G	emergency 3h with autotest	170	1 x 70 W				
S	electronic dimmable DSI	Z	electronic address module	115	1 x 150 W, 1 x 15 W				
C	electronic dimmable CORRIDOR function	P	central battery system	110	1 x 100 W, 1 x 10 W				
T	electronic dimmable by button 230V	J	emergency 2h						
W	individually dimmable by potentiometer	Q	emergency 2h with autotest	252	4 x 24 W + 4 x 39 W (252 W)				
L	el. phase dimmable transformer / driver			062	1 x 22 W + 1 x 40 W (62 W)				
R	electronic transformer 230V/12V								
I	LED driver (power factor 0,9)								
7	POSSIBILITIES OF CONNECTION			8	TYPE OF REFLECTOR				
D	2-pole terminal plate	HL	smooth	ML	matt				
A	4-pole terminal plate	HK	smooth with cross louvre	MD	matt with inner glass				
B	5-pole terminal plate	HT	smooth with radial louvre	MU	matt UGR<19				
C	3-pole+2-pole terminal plate	HD	smooth with inner glass	32G	beam angle 32° - gold colour				
H	3-pole Wieland	HM	smooth metalized (Jordan)	1P	sanded one-side emission				
J	3-pole 5kV Wieland	HA	smooth with asymmetric insert	2P	sanded double-side emission				
K	3-pole Wieland 2x	HP	smooth sanded	TP	hammered				
L	5-pole Wieland	HU	smooth UGR<19	AC	double-asymmetric with shade				
M	5-pole Wieland 2x	1H	smooth one-side emission	PR	sanded grooved				
O	3-pole Wago	2H	smooth double-side emission	HD	divided black structure				
P	5-pole Wago	FS	facet	HS	smooth striped				
Z	2-pole + 4-pole terminal plate	FK	facet with cross louvre	SD	striped divided				
		FT	facet with radial louvre	36	beam angle 36°				
9	TYPE OF COVER GLASS / FILTER			11	SPECIAL VERSION				
T1	tempered glass - clear	P1	acrylic prisma - clear	F6	green filter				
T2	tempered glass - raster	FU	UV filter	F7	yellow filter				
T3	tempered glass - opal	F1	food filter for meat and smoked-meat products	F8	food filter for fruit and vegetables				
A1	acrylic glass - clear	F2	food filter for pastry	F9	linear spread lens *				
A2	acrylic glass - raster	F3	food filter for fish and ice cream	FH	honeycomb louvre				
A3	acrylic glass - opal	F4	blue filter						
M3	acrylic microprisma - opal	F5	red filter					* only in combination with 10° reflector	
10	COLOUR AND FINISH			11	SPECIAL VERSION				
W3	white structure interior/exterior	B6	black structure exterior	B	adjustment for assembly in concrete housing				
S3	silver structure interior	XX	optional RAL colour						
B3	black structure interior								
D3	antracit structure dark interior/exterior								
S6	silver structure exterior								