

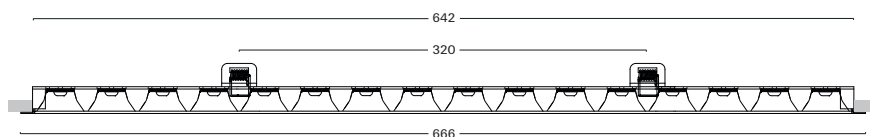
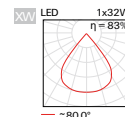
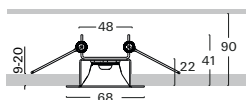
V464

LED downlights

recessed linear modular light fitting with control gear • control gear option • optical system in colour black matte, other colours on request • rated median operational life-time of luminaire 50 000h L70/B50 at Ta = 25°C • Standard Deviation Colour Matching MacAdam 3-step • colour options for the steel frame • quick installation without tools



a 650x50



Order code

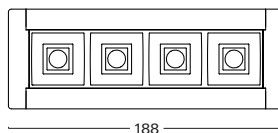
Pict.	Power	Flux	Tc	Ra	kg
a	1 x 32 W	4 280 lm	3000 K	≥ 80	0,9
a	1 x 32 W	4 580 lm	4000 K	≥ 80	0,9

V464sLWI.132/B.XW

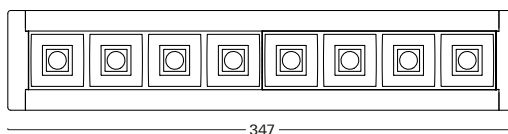
V464sLCI.132/B.XW

Other possible variants


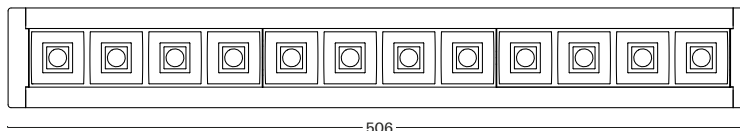
V461



V462



V463



LED plate

W3 ☐
S3 ☐
D3 ☐
B3 ☐



230V-50Hz

Dimmable version

D / T

Example of order code assembly: **dimmmable DALI**

V464sLCD.132/B.XW.D3

EXPLANATORY NOTES

for order code assembly

1	2	3	4	5		6	7		8	9		10	11
V	299	s	LW	DN	.	124	A	/	HD	A3	.	W3	B

1	MOUNTING CATEGORY			2	PRODUCT CODE		3	CONFIGURATION OF LIGHT FITTING		
V S N F	recessed ceiling wall floor	L Z C	track pendant insert of fitting	299 014 etc.	type marking of light fitting type marking of insert		s c a r -	control gear on cable (part of I. fitting) control gear in luminaire (part of I. fitting) control gear in adapter (part of I. fitting) control gear in rosette (part of I. fitting) without control gear		
4	TYPE OF LIGHT SOURCE (SOCKET)									
Q0	LED PAR16 (GU10)			E2	LED A60, A65 (E27)		E2	LED PAR20, 30, 38 (E27)		
4a	TYPE OF LED LIGHT SOURCE			4b	CHROMATICITY OF LED SOURCE		4b	SPECTRUM OF LED SOURCE		
A B F G N P L M C D H	LED COIN 111 COB, COIN 111 AC Ra >80 LED COIN 111 COB Ra >90 LED COIN 50 COB Ra >80 LED COIN 50 COB Ra >90 LED COIN 35 COB Ra >80 LED COIN 35 COB Ra >90 LED panel Ra >80 LED panel Ra >90 LED COB Ra >80 LED COB Ra >90 LED COB Ra >97			I W B C D S K T	warm white "interna" (2700 K) warm white (3000 K) white (3500 K) cool white (4000 K) daylight white (5000 K) cool daylight (6500 K) tunable white - commercial (2700 K-6500 K) dim to warm (dimming to warm chroma.)		R Y F Z A V P	spectrum for meat and sausages spectrum for pastry, delicatessen and cheese spectrum for fish spectrum for fruits and vegetables spectrum for art (Ra>97) spectrum for clothing, fashion spectrum for plant growth		
5	TYPE OF CONTROL GEAR					6		NUMBER AND OUTPUT OF LIGHT SOURCE		
BASIC CONFIGURATION				EMERGENCY CONFIGURATION				NUMBER OF SOURCES, POWER OF FITTING		
I U A D S C T W L X B	non-dimmable constant current driver non-dimmable constant voltage driver dimmable analog 1-10V dimmable DALI dimmable DSI dimmable with CORRIDOR function dimmable using button 230V dimmable using push-button on luminaire phase dimmable dimmable Tunable white DALI dimmable Casambi (Bluetooth)			N H F G Z P	emergency 1h emergency 3h emergency 1h with autotest emergency 3h with autotest electronic address module central battery system		108 114 229 337 443	1 x 8 W 1 x 14 W 2 x 29 W 3 x 37 W 4 x 43 W		
7	TYPE OF REFLECTOR			TYPE OF DIFFUSER						
SP MD FL WF	spot - beam angle 10-20° medium - beam angle 21-34° flood - beam angle 35-49° wideflood - beam angle ≥ 50°			MDG FLG HU MU	medium - beam angle 21-34° (gold) flood - beam angle 35-49° (gold) smooth UGR < 19 matt UGR < 19		HD HG SB SW xx	smooth divided powder coated gold (G1) powder coated black sand (B3) powder coated white sand (W3) optional RAL colour		
8	TYPE OF COVER GLASS / FILTER					COLOUR OF COIN COB COVER RING				
T1 T3 A1 A3 M1 M3	tempered glass - clear tempered glass – opal acrylic glass - clear acrylic glass - opal acrylic micropisma - clear acrylic micropisma - opal			F4 F5 F6 F8 FH F9	blue filter red filter green filter orange filter honeycomb louvre linear spread lens* * for use with SP/MD reflector only		B W	black white		
9	COLOUR AND FINISH			10	SPECIAL VERSION					
W3 S3 B3 D3 S9 xx	white sand interior/exterior silver sand interior black sand interior/exterior anthracite sand dark interior/exterior silver sand interior/exterior optional RAL colour			B F KRP P	for assembly in concrete housing for assembly in facade insulation for assembly in lamella ceilings for assembly in sheet metal ceilings					