

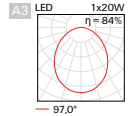
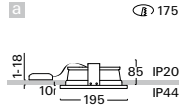
V218

LED downlights

recessed round light fitting with electronic control gear • control gear option • passive cooling module • assembling and covering rings of aluminium die-cast • colour option • smooth aluminium reflector with outer or inner opal diffusor of PMMA or microprisma • rated median operational life-time of luminaire 50 000h L70/B50 at Ta = 25°C • Standard Deviation Colour Matching MacAdam 3-step • increased IP in closed ceiling • quick installation without tools • suitable also for assembly in concrete housing



A3



Order code	Pict.	Power	Flux	Tc	Ra	kg
V218sLWI.107/..	a	1 x 7 W	900 lm	3000 K	≥ 80	0.6
V218sLCI.107/..	a	1 x 7 W	940 lm	4000 K	≥ 80	0.6
V218sLDI.107/..	a	1 x 7 W	960 lm	5000 K	≥ 80	0.6
V218sLWI.110/..	a	1 x 10 W	1240 lm	3000 K	≥ 80	0.6
V218sLCI.110/..	a	1 x 10 W	1310 lm	4000 K	≥ 80	0.6
V218sLDI.110/..	a	1 x 10 W	1340 lm	5000 K	≥ 80	0.6
V218sLWI.114/..	a	1 x 14 W	1700 lm	3000 K	≥ 80	0.6
V218sLCI.114/..	a	1 x 14 W	1790 lm	4000 K	≥ 80	0.6
V218sLDI.114/..	a	1 x 14 W	1840 lm	5000 K	≥ 80	0.6
V218sLWI.120/..	a	1 x 20 W	2360 lm	3000 K	≥ 80	0.6
V218sLCI.120/..	a	1 x 20 W	2480 lm	4000 K	≥ 80	0.6
V218sLDI.120/..	a	1 x 20 W	2550 lm	5000 K	≥ 80	0.6

Higher colour rendering index value - CRI

M

Example of order code assembly: Ra ≥ 90

V218sMDI.120/A3.D3

Dimmable version

A / B / D / T / L

Example of order code assembly: dimmable DALI

V218sLWD.120/A3.D3

Emergency version

N / H / F / G

Example of order code assembly: emergency operation

V218sLWIN.120/A3.D3

Increased protection of luminaire under the ceiling

54

Example of order code assembly: IP54

V218sLDI.120/A3.D3-54



LED plate

- W3
- S3
- D3
- B3



230V-50Hz

PDF

Optional types of acrylic glass




A3 acrylic P1 prisma M3 microprisma

Example of order code assembly:
acrylic glass - opal

V218sLDI.120/A3.D3

PDF

Accessoreis



ZPK-05/120 page 144 KZMK-04 page 144 KALK-04 page 144 KRK page 144

V218

LED downlights

round ceiling light fitting with integrated control gear • control gear option • assembling and covering rings of aluminium die-cast • colour option • smooth aluminium reflector with inner opal diffuser made of PMMA, prisma or microprisma • reflector in black, gold or white colour or also RAL on request • rated median operational life-time of luminaire 50 000h L70/B50 at Ta = 25°C • Standard Deviation Colour Matching MacAdam 3-step • increased IP in closed ceiling • quick installation without tools • suitable for assembly in concrete housing



HDA3



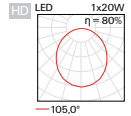
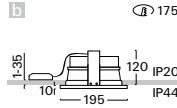
SBA3



HGA3



SWA3



Order code	Pict.	Power	Flux	Tc	Ra	kg
V218sLWI.107/... ..	b	1 x 7 W	900 lm	3000 K	≥ 80	0,7
V218sLCI.107/... ..	b	1 x 7 W	940 lm	4000 K	≥ 80	0,7
V218sLDI.107/... ..	b	1 x 7 W	960 lm	5000 K	≥ 80	0,7
V218sLWI.110/... ..	b	1 x 10 W	1240 lm	3000 K	≥ 80	0,7
V218sLCI.110/... ..	b	1 x 10 W	1310 lm	4000 K	≥ 80	0,7
V218sLDI.110/... ..	b	1 x 10 W	1340 lm	5000 K	≥ 80	0,7
V218sLWI.114/... ..	b	1 x 14 W	1700 lm	3000 K	≥ 80	0,7
V218sLCI.114/... ..	b	1 x 14 W	1790 lm	4000 K	≥ 80	0,7
V218sLDI.114/... ..	b	1 x 14 W	1840 lm	5000 K	≥ 80	0,7
V218sLWI.120/... ..	b	1 x 20 W	2360 lm	3000 K	≥ 80	0,7
V218sLCI.120/... ..	b	1 x 20 W	2480 lm	4000 K	≥ 80	0,7
V218sLDI.120/... ..	b	1 x 20 W	2550 lm	5000 K	≥ 80	0,7

Optional types of reflectors

HD / HG / SB / SW

Example of order code assembly: [reflector smooth gold](#)

[V218sLDI.120/HGA3.D3](#)

Higher colour rendering index - CRI (only for Tc 3000K, 4000K)

D

Example of order code assembly: [Ra ≥90](#)

[V218sMDI.120/HDA3.D3](#)

Dimmable version

A / B / D / T / L

Example of order code assembly: [dimmable DALI](#)

[V218sLWD.120/HDA3.D3](#)

Emergency version

N / H / F / G

Example of order code assembly: [emergency operation](#)

[V218sLWIN.120/HDA3.D3](#)



LED plate

W3

S3

D3

B3



230V-50Hz



Example of order assembly



A3

acrylic

P1

prisma

M3

microprisma


Example of order code assembly:

[acrylic diffuser - opal](#)

[V218sLDI.120/HDA3.D3](#)



Accessories



ZPK-05/150
page 144

KZMK-04
page 144

KALK-04
page 144

KRK
page 144

EXPLANATORY NOTES

for order code assembly

1	2	3	4	5	6	7	8	9	10	11			
V	299	s	LW	DN	.	124	A	/	HD	A3	.	W3	B

1	MOUNTING CATEGORY			2	PRODUCT CODE		3	CONFIGURATION OF LIGHT FITTING					
V	recessed	L	track	299	type marking of light fitting		s	control gear on cable (part of l. fitting)					
S	ceiling	Z	pendant	014	type marking of insert		c	control gear in luminaire (part of l. fitting)					
N	wall	C	insert of fitting	etc.			a	control gear in adapter (part of l. fitting)					
F	floor						r	control gear in rosette (part of l. fitting)					
							-	without control gear					
4	TYPE OF LIGHT SOURCE (SOCKET)												
Q0	LED PAR16 (GU10)			E2	LED A60, A65 (E27)		E2	LED PAR20, 30, 38 (E27)					
4a	TYPE OF LED LIGHT SOURCE			4b	CHROMATICITY OF LED SOURCE		4b	SPECTRUM OF LED SOURCE					
A	LED COIN 111 COB, COIN 111 AC Ra >80			I	warm white "interna" (2700 K)		R	spectrum for meat and sausages					
B	LED COIN 111 COB Ra >90			W	warm white (3000 K)		Y	spectrum for pastry, delicatessen and cheese					
F	LED COIN 50 COB Ra >80			B	white (3500 K)		F	spectrum for fish					
G	LED COIN 50 COB Ra >90			C	cool white (4000 K)		Z	spectrum for fruits and vegetables					
N	LED COIN 35 COB Ra >80			D	daylight white (5000 K)		A	spectrum for art (Ra>97)					
P	LED COIN 35 COB Ra >90			S	cool daylight (6500 K)		V	spectrum for clothing, fashion					
L	LED panel Ra >80			K	tunable white - commercial (2700 K-6500 K)		P	spectrum for plant growth					
M	LED panel Ra >90			T	dim to warm (dimming to warm chroma.)								
C	LED COB Ra >80												
D	LED COB Ra >90												
5	TYPE OF CONTROL GEAR							6	NUMBER AND OUTPUT OF LIGHT SOURCE				
BASIC CONFIGURATION			EMERGENCY CONFIGURATION			NUMBER OF SOURCES, POWER OF FITTING							
I	non-dimmable constant current driver			N	emergency 1h		108	1 x 8 W					
U	non-dimmable constant voltage driver			H	emergency 3h		114	1 x 14 W					
A	dimmable analog 1-10V			F	emergency 1h with autotest		229	2 x 29 W					
D	dimmable DALI			G	emergency 3h with autotest		337	3 x 37 W					
S	dimmable DSI			Z	electronic address module		443	4 x 43 W					
C	dimmable with CORRIDOR function			P	central battery system								
T	dimmable using button 230V												
W	dimmable using push-button on luminaire												
L	phase dimmable												
X	dimmable Tunable white DALI												
B	dimmable Casambi (Bluetooth)												
7	TYPE OF REFLECTOR							TYPE OF DIFFUSER					
SS	super spot - beam angle <10°			MDG	medium - beam angle 21-34° (gold)		HD	smooth divided					
SP	spot - beam angle 10-20°			FLG	flood - beam angle 35-49° (gold)		HG	powder coated gold (G1)					
MD	medium - beam angle 21-34°			HU	smooth UGR < 19		SB	powder coated black sand (B3)					
FL	flood - beam angle 35-49°			MU	matt UGR < 19		SW	powder coated white sand (W3)					
WF	wideflood - beam angle ≥ 50°						xx	optional RAL colour					
8	TYPE OF COVER GLASS / FILTER												
T1	tempered glass - clear			F4	blue filter		FH	honeycomb louvre					
T3	tempered glass - opal			F5	red filter		F9	linear spread lens*					
A1	acrylic glass - clear			F6	green filter								
A3	acrylic glass - opal			F7	yellow filter								
M1	acrylic microprisma - clear							* for use with SP/MD reflector only					
M3	acrylic microprisma - opal												
P1	acrylic prisma - clear												
9	COLOUR AND FINISH			10	SPECIAL VERSION								
W3	white sand interior/exterior			B	for assembly in concrete housing								
S3	silver sand interior			F	for assembly in facade insulation								
B3	black sand interior/exterior			KRP	for assembly in lamella ceilings								
D3	anthracite sand dark interior/exterior			P	for assembly in sheet metal ceilings								
xx	optional RAL colour												