

# L100



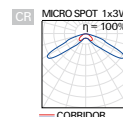
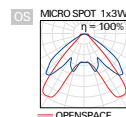
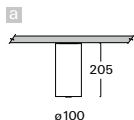
W3 ☐  
S3 ☐  
D3 ☐  
B3 ☐



230V-50Hz

## LED emergency spotlights

emergency light fitting for feeding tracks with special optics for lighting of escape routes and open space • emergency operation 1h • housing from aluminium profile • color option • light source is part of light fitting • rated median operational life-time of luminaire 50 000h at  $T_a = 0 \div 40^\circ\text{C}$  • both optics (OS and CR) are included in the packaging, the optics chosen bellow will be installed in the light fitting • it is impossible to remove the luminaire and change the supply phase + set and change the optics without using a tool according to EN 60598-2-22



Order code	Pict.	Power	Flux	Tc	Ra	kg
<a href="#">L100cLSN.103/..</a>	a	1 x 3 W	400 lm	6000 K	≥ 80	0,9

### Optional optics (optional distribution characteristics) OS / CR

Example of order code assembly: [Open space optics](#)

[L100cLSN.103/OS.D3](#)



### Accessories



Tracks  
3-Phase syst.

# EXPLANATORY NOTES

for order code assembly

1	2	3	4	5		6	7		8	9		10	11
V	299	s	LW	DN	.	124	A	/	HD	A3	.	W3	B

1	MOUNTING CATEGORY			2	PRODUCT CODE		3	CONFIGURATION OF LIGHT FITTING	
V S N F	recessed ceiling wall floor	L Z C	track pendant insert of fitting	299 014 etc.	type marking of light fitting type marking of insert		s c a r -	control gear on cable (part of I. fitting) control gear in luminaire (part of I. fitting) control gear in adapter (part of I. fitting) control gear in rosette (part of I. fitting) without control gear	
4	TYPE OF LIGHT SOURCE (SOCKET)								
Q0	LED PAR16 (GU10)			E2	LED A60, A65 (E27)		E2	LED PAR20, 30, 38 (E27)	
4a	TYPE OF LED LIGHT SOURCE			4b	CHROMATICITY OF LED SOURCE		4b	SPECTRUM OF LED SOURCE	
A B F G N P L M C D H	LED COIN 111 COB, COIN 111 AC Ra >80 LED COIN 111 COB Ra >90 LED COIN 50 COB Ra >80 LED COIN 50 COB Ra >90 LED COIN 35 COB Ra >80 LED COIN 35 COB Ra >90 LED panel Ra >80 LED panel Ra >90 LED COB Ra >80 LED COB Ra >90 LED COB Ra >97			I W B C D S K T	warm white "interna" (2700 K) warm white (3000 K) white (3500 K) cool white (4000 K) daylight white (5000 K) cool daylight (6500 K) tunable white - commercial (2700 K-6500 K) dim to warm (dimming to warm chroma.)		R Y F Z A V P	spectrum for meat and sausages spectrum for pastry, delicatessen and cheese spectrum for fish spectrum for fruits and vegetables spectrum for art (Ra>97) spectrum for clothing, fashion spectrum for plant growth	
5	TYPE OF CONTROL GEAR						6	NUMBER AND OUTPUT OF LIGHT SOURCE	
BASIC CONFIGURATION				EMERGENCY CONFIGURATION				NUMBER OF SOURCES, POWER OF FITTING	
I U A D S C T W L X B	non-dimmable constant current driver non-dimmable constant voltage driver dimmable analog 1-10V dimmable DALI dimmable DSI dimmable with CORRIDOR function dimmable using button 230V dimmable using push-button on luminaire phase dimmable dimmable Tunable white DALI dimmable Casambi (Bluetooth)			N H F G Z P	emergency 1h emergency 3h emergency 1h with autotest emergency 3h with autotest electronic address module central battery system		108 114 229 337 443	1 x 8 W 1 x 14 W 2 x 29 W 3 x 37 W 4 x 43 W	
7	TYPE OF REFLECTOR			TYPE OF DIFFUSER					
SP MD FL WF	spot - beam angle 10-20° medium - beam angle 21-34° flood - beam angle 35-49° wideflood - beam angle ≥ 50°			MDG FLG HU MU	medium - beam angle 21-34° (gold) flood - beam angle 35-49° (gold) smooth UGR < 19 matt UGR < 19		HD HG SB SW xx	smooth divided powder coated gold (G1) powder coated black sand (B3) powder coated white sand (W3) optional RAL colour	
TYPE OF EMERGENCY OPTICS									
OS	Open space			CR	Corridor				
8	TYPE OF COVER GLASS / FILTER						COLOUR OF COIN COB COVER RING		
T1 T3 A1 A3 M1 M3	tempered glass - clear tempered glass – opal acrylic glass - clear acrylic glass - opal acrylic microprisma - clear acrylic microprisma - opal			F4 F5 F6 F8 FH F9	blue filter red filter green filter orange filter honeycomb louvre linear spread lens* * for use with SP/MD reflector only		B W	black white	
9	COLOUR AND FINISH			10	SPECIAL VERSION				
W3 S3 B3 D3 S9 xx	white sand interior/exterior silver sand interior black sand interior/exterior anthracite sand dark interior/exterior silver sand interior/exterior optional RAL colour			B F KRP P	for assembly in concrete housing for assembly in facade insulation for assembly in lamella ceilings for assembly in sheet metal ceilings				