

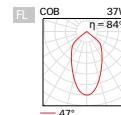
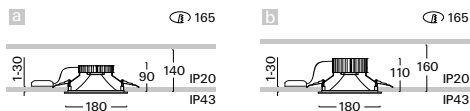
V180

LED downlights - IP43/20

recessed round light fitting with electronic control gear • control gear option • mounting ring from alluminium die-cast • colour option • efficient quality aluminium reflector FL • rated median operational life-time of luminaire 50 000h L70/B50 at Ta = 25°C • Standard Deviation Colour Matching MacAdam 3-step • quick installation without tools • suitable for assembly in concrete housing • increased IP in enclosed ceiling



FL



Order code	Pict.	Power	Flux	Tc	Ra	kg
V180sCWI.108/FL	a	1 x 8 W	1140 lm	3000 K	≥ 80	0,6
V180sCCI.108/FL	a	1 x 8 W	1180 lm	4000 K	≥ 80	0,6
V180sCDI.108/FL	a	1 x 8 W	1180 lm	5000 K	≥ 80	0,6
V180sCWI.110/FL	a	1 x 10 W	1400 lm	3000 K	≥ 80	0,6
V180sCCI.110/FL	a	1 x 10 W	1450 lm	4000 K	≥ 80	0,6
V180sCDI.110/FL	a	1 x 10 W	1450 lm	5000 K	≥ 80	0,6
V180sCWI.114/FL	a	1 x 14 W	1950 lm	3000 K	≥ 80	0,6
V180sCCI.114/FL	a	1 x 14 W	2000 lm	4000 K	≥ 80	0,6
V180sCDI.114/FL	a	1 x 14 W	2000 lm	5000 K	≥ 80	0,6
V180sCWI.120/FL	a	1 x 20 W	2600 lm	3000 K	≥ 80	0,6
V180sCCI.120/FL	a	1 x 20 W	2650 lm	4000 K	≥ 80	0,6
V180sCDI.120/FL	a	1 x 20 W	2650 lm	5000 K	≥ 80	0,6
V180sCWI.129/FL	b	1 x 29 W	3500 lm	3000 K	≥ 80	0,7
V180sCCI.129/FL	b	1 x 29 W	3600 lm	4000 K	≥ 80	0,7
V180sCDI.129/FL	b	1 x 29 W	3600 lm	5000 K	≥ 80	0,7
V180sCWI.137/FL	b	1 x 37 W	4200 lm	3000 K	≥ 80	0,7
V180sCCI.137/FL	b	1 x 37 W	4300 lm	4000 K	≥ 80	0,7
V180sCDI.137/FL	b	1 x 37 W	4300 lm	5000 K	≥ 80	0,7

Higher colour rendering index - CRI (only for Tc 3000K, 4000K)

D

Example of order code assembly: [Ra ≥90](#)

[V180sDCI.137/FL.D3](#)

Special chromaticity / spectrum of LED source

[B / I / S / H / K / T / R / Y / F / Z / A / V / P](#)

Example of order code assembly: [spectrum for meat and sausages](#)

[V180sCRI.137/FL.D3](#)

Dimmable version (* not possible for 8W)

[A* / C / D / T / L* / X / B](#)

Example of order code assembly: [dimmable DALI](#)

[V180sCCD.137/FL.D3](#)

Emergency version

[N / H / F / G](#)

Example of order code assembly: [emergency operation](#)

[V180sCCIN.137/FL.D3](#)



LED COB

W3

S3

D3

B3



230V-50Hz

PDF

Accessories



ZPK
page 144



KZMK
page 144



KALK
page 144



KRK
page 144



KV
page 714

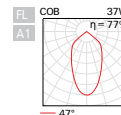
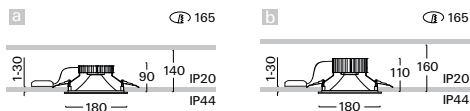
V180

LED downlights - IP44/20

recessed round light fitting with electronic control gear • control gear option • mounting ring from alluminium die-cast • colour option • efficient quality aluminium reflector FL • clear acrylic glass • rated median operational life-time of luminaire 50 000h L70/B50 at Ta = 25°C • Standard Deviation Colour Matching MacAdam 3-step • quick installation without tools • suitable also for assembly in concrete housing • increased IP in closed ceiling



FLA1



Order code	Pict.	Power	Flux	Tc	Ra	kg
V180sCWI.108/FLA1	a	1 x 8 W	1140 lm	3000 K	≥ 80	0,7
V180sCCI.108/FLA1	a	1 x 8 W	1180 lm	4000 K	≥ 80	0,7
V180sCDI.108/FLA1	a	1 x 8 W	1180 lm	5000 K	≥ 80	0,7
V180sCWI.110/FLA1	a	1 x 10 W	1400 lm	3000 K	≥ 80	0,7
V180sCCI.110/FLA1	a	1 x 10 W	1450 lm	4000 K	≥ 80	0,7
V180sCDI.110/FLA1	a	1 x 10 W	1450 lm	5000 K	≥ 80	0,7
V180sCWI.114/FLA1	a	1 x 14 W	1950 lm	3000 K	≥ 80	0,7
V180sCCI.114/FLA1	a	1 x 14 W	2000 lm	4000 K	≥ 80	0,7
V180sCDI.114/FLA1	a	1 x 14 W	2000 lm	5000 K	≥ 80	0,7
V180sCWI.120/FLA1	a	1 x 20 W	2600 lm	3000 K	≥ 80	0,7
V180sCCI.120/FLA1	a	1 x 20 W	2650 lm	4000 K	≥ 80	0,7
V180sCDI.120/FLA1	a	1 x 20 W	2650 lm	5000 K	≥ 80	0,7
V180sCWI.129/FLA1	b	1 x 29 W	3500 lm	3000 K	≥ 80	0,8
V180sCCI.129/FLA1	b	1 x 29 W	3600 lm	4000 K	≥ 80	0,8
V180sCDI.129/FLA1	b	1 x 29 W	3600 lm	5000 K	≥ 80	0,8
V180sCWI.137/FLA1	b	1 x 37 W	4200 lm	3000 K	≥ 80	0,8
V180sCCI.137/FLA1	b	1 x 37 W	4300 lm	4000 K	≥ 80	0,8
V180sCDI.137/FLA1	b	1 x 37 W	4300 lm	5000 K	≥ 80	0,8

Higher colour rendering index - CRI (only for Tc 3000K, 4000K)

D

Example of order code assembly: [Ra ≥90](#)

[V180sDCI.137/FLA1.D3](#)

Special chromaticity / spectrum of LED source

[B / I / S / H / K / T / R / Y / F / Z / A / V / P](#)

Example of order code assembly: [spectrum for meat and sausages](#)

[V180sCRI.137/FLA1.D3](#)

Dimmable version (* not possible for 8W)

[A* / C / D / T / L* / X / B](#)

Example of order code assembly: [dimmable DALI](#)

[V180sCCD.137/FLA1.D3](#)

Emergency version

[N / H / F / G](#)

Example of order code assembly: [emergency operation](#)

[V180sCCIN.137/FLA1.D3](#)

PDF Accessories



ZPK
page 144



KZMK
page 144



KALK
page 144



KRK
page 144



KV
page 714



LED COB

W3

S3

D3

B3



230V-50Hz

V180

LED downlights - IP44/20

recessed round light fitting with electronic control gear • control gear option • mounting ring from aluminium die-cast • colour option • high quality aluminium reflector with inner opal acrylic glass from PMMA, in black, gold or white colour or also RAL on request • rated median operational life-time of luminaire 50 000h L70/B50 at Ta = 25°C • Standard Deviation Colour Matching MacAdam 3-step • quick installation without tools • suitable also for assembly in concrete housing • increased IP in closed ceilings



HDA3



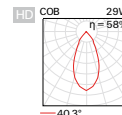
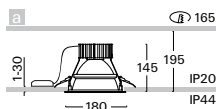
SBA3



HGA3



SWA3



Order code	Pict.	Power	Flux	Tc	Ra	kg
V180sCWl.108/.. A3	a	1 x 8 W	1140 lm	3000 K	≥ 80	0,8
V180sCCl.108/.. A3	a	1 x 8 W	1180 lm	4000 K	≥ 80	0,8
V180sCDI.108/.. A3	a	1 x 8 W	1180 lm	5000 K	≥ 80	0,8
V180sCWl.110/.. A3	a	1 x 10 W	1400 lm	3000 K	≥ 80	0,8
V180sCCl.110/.. A3	a	1 x 10 W	1450 lm	4000 K	≥ 80	0,8
V180sCDI.110/.. A3	a	1 x 10 W	1450 lm	5000 K	≥ 80	0,8
V180sCWl.114/.. A3	a	1 x 14 W	1950 lm	3000 K	≥ 80	0,8
V180sCCl.114/.. A3	a	1 x 14 W	2000 lm	4000 K	≥ 80	0,8
V180sCDI.114/.. A3	a	1 x 14 W	2000 lm	5000 K	≥ 80	0,8
V180sCWl.120/.. A3	a	1 x 20 W	2600 lm	3000 K	≥ 80	0,8
V180sCCl.120/.. A3	a	1 x 20 W	2650 lm	4000 K	≥ 80	0,8
V180sCDI.120/.. A3	a	1 x 20 W	2650 lm	5000 K	≥ 80	0,8
V180sCWl.129/.. A3	a	1 x 29 W	3500 lm	3000 K	≥ 80	0,8
V180sCCl.129/.. A3	a	1 x 29 W	3600 lm	4000 K	≥ 80	0,8
V180sCDI.129/.. A3	a	1 x 29 W	3600 lm	5000 K	≥ 80	0,8

Optional types of reflectors

HD / HG / SB / SW

Example of order code assembly: [reflector smooth gold](#)

[V180sCCl.129/HGA3.D3](#)

Higher colour rendering index value (CRI) only for Tc 3000K, 4000K

D

Example of order code assembly: [Ra ≥90](#)

[V180sDCI.129/HDA3.D3](#)

Dimmable version (* not possible for 8W)

A* / B / C / D / T / L* / X

Example of order code assembly: [dimmable DALI](#)

[V180sCCD.129/HDA3.D3](#)

Emergency version

N / H / F / G

Example of order code assembly: [emergency operation](#)

[V180sCCIN.129/HDA3.D3](#)



LED COB

W3

S3

D3

B3



230V-50Hz



Accessories



ZPK
page 144



KZMK
page 144



KALK
page 144



KRK
page 144



KV
page 714

V180

LED downlights - IP44/20

recessed round light fitting with electronic control gear • control gear option • mounting ring from aluminium die-cast • colour option • high quality aluminium reflector with inner opal acrylic glass from PMMA or microprisma, in black, gold or white colour or also RAL on request • rated median operational life-time of luminaire 50 000h L70/B50 at Ta = 25°C • Standard Deviation Colour Matching MacAdam 3-step • quick installation without tools • suitable also for assembly in concrete housing • increased IP in closed ceilings



HDA3



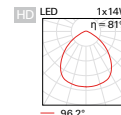
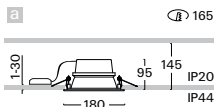
SBA3



HGA3



SWA3



Order code	Pict.	Power	Flux	Tc	Ra	kg
V180sLWI.107/... ..	a	1 x 7 W	900 lm	3000 K	≥ 80	0,7
V180sLCI.107/... ..	a	1 x 7 W	940 lm	4000 K	≥ 80	0,7
V180sLDI.107/... ..	a	1 x 7 W	960 lm	5000 K	≥ 80	0,7
V180sLWI.110/... ..	a	1 x 10 W	1240 lm	3000 K	≥ 80	0,7
V180sLCI.110/... ..	a	1 x 10 W	1310 lm	4000 K	≥ 80	0,7
V180sLDI.110/... ..	a	1 x 10 W	1340 lm	5000 K	≥ 80	0,7
V180sLWI.114/... ..	a	1 x 14 W	1700 lm	3000 K	≥ 80	0,7
V180sLCI.114/... ..	a	1 x 14 W	1790 lm	4000 K	≥ 80	0,7
V180sLDI.114/... ..	a	1 x 14 W	1840 lm	5000 K	≥ 80	0,7

Optional types of reflectors

HD / HG / SB / SW

Example of order code assembly: reflector smooth gold

V180sLDI.114/HGA3.D3

Higher colour rendering index value (CRI)

M

Example of order code assembly: Ra ≥90

V180sMDI.114/HDA3.D3

Dimmable version

A / B / D / T / L

Example of order code assembly: dimmable DALI

V180sLWD.114/HDA3.D3

Emergency version

N / H / F / G

Example of order code assembly: emergency operation

V180sLWIN.114/HDA3.D3



LED plate

W3

S3

D3

B3



230V-50Hz



Optional types of acrylic glass



A3

acrylic



M3

microprisma

Example of order code assembly:

acrylic diffuser - opal

V180sLDI.114/HDA3.D3



Accessories



ZPK

page 144



KZMK

page 144



KALK

page 144



KRK

page 144



KV

page 714

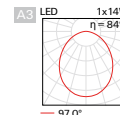
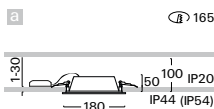
V180

LED downlights - IP44/20 and IP54/20

recessed round light fitting with electronic control gear • control gear option • increased IP44 or optional IP54 in closed ceiling • assembling ring from aluminium die-cast • colour option • opal diffuser from PMMA or microprisma • Rated median operational life-time of luminaire 50 000h L70/B50 at Ta = 25°C • Standard Deviation Colour Matching MacAdam 3-step • quick installation without tools • suitable also for assembly in concrete housing



A3



Order code	Pict.	Power	Flux	Tc	Ra	kg
V180sLWI.107/... ..	a	1 x 7 W	900 lm	3000 K	≥ 80	0,6
V180sLCI.107/... ..	a	1 x 7 W	940 lm	4000 K	≥ 80	0,6
V180sLDI.107/... ..	a	1 x 7 W	960 lm	5000 K	≥ 80	0,6
V180sLWI.110/... ..	a	1 x 10 W	1240 lm	3000 K	≥ 80	0,6
V180sLCI.110/... ..	a	1 x 10 W	1310 lm	4000 K	≥ 80	0,6
V180sLDI.110/... ..	a	1 x 10 W	1340 lm	5000 K	≥ 80	0,6
V180sLWI.114/... ..	a	1 x 14 W	1700 lm	3000 K	≥ 80	0,6
V180sLCI.114/... ..	a	1 x 14 W	1790 lm	4000 K	≥ 80	0,6
V180sLDI.114/... ..	a	1 x 14 W	1840 lm	5000 K	≥ 80	0,6

Higher colour rendering index value - CRI

M

Example of order code assembly: Ra ≥90

V180sMDI.114/A3.D3

Dimmable version

A / B / D / T / L

Example of order code assembly: dimmable DALI

V180sLWD.114/A3.D3

Emergency version

N / H / F / G

Example of order code assembly: emergency operation

V180sLWIN.114/A3.D3

Increased protection of luminaire under the ceiling

54

Example of order code assembly: IP54

V180sLDI.120/A3.D3-54



LED plate

W3

S3

D3

B3



230V-50Hz



Optional types of acrylic glass



A3
acrylic



M3
microprisma

Example of order code assembly:
acrylic diffuser - opal

V180sLDI.114/HDA3.D3



Accessories



ZPK
page 144



KZMK
page 144



KALK
page 144



KRK
page 144



KV
page 714

EXPLANATORY NOTES

for order code assembly

1	2	3	4	5	6	7	8	9	10	11			
V	299	s	LW	DN	.	124	A	/	HD	A3	.	W3	B

1	MOUNTING CATEGORY			2	PRODUCT CODE		3	CONFIGURATION OF LIGHT FITTING					
V	recessed	L	track	299	type marking of light fitting		s	control gear on cable (part of l. fitting)					
S	ceiling	Z	pendant	014	type marking of insert		c	control gear in luminaire (part of l. fitting)					
N	wall	C	insert of fitting	etc.			a	control gear in adapter (part of l. fitting)					
F	floor						r	control gear in rosette (part of l. fitting)					
							-	without control gear					
4	TYPE OF LIGHT SOURCE (SOCKET)												
Q0	LED PAR16 (GU10)			E2	LED A60, A65 (E27)		E2	LED PAR20, 30, 38 (E27)					
4a	TYPE OF LED LIGHT SOURCE			4b	CHROMATICITY OF LED SOURCE		4b	SPECTRUM OF LED SOURCE					
A	LED COIN 111 COB, COIN 111 AC Ra >80			I	warm white "interna" (2700 K)		R	spectrum for meat and sausages					
B	LED COIN 111 COB Ra >90			W	warm white (3000 K)		Y	spectrum for pastry, delicatessen and cheese					
F	LED COIN 50 COB Ra >80			B	white (3500 K)		F	spectrum for fish					
G	LED COIN 50 COB Ra >90			C	cool white (4000 K)		Z	spectrum for fruits and vegetables					
N	LED COIN 35 COB Ra >80			D	daylight white (5000 K)		A	spectrum for art (Ra>97)					
P	LED COIN 35 COB Ra >90			S	cool daylight (6500 K)		V	spectrum for clothing, fashion					
L	LED panel Ra >80			K	tunable white - commercial (2700 K-6500 K)		P	spectrum for plant growth					
M	LED panel Ra >90			T	dim to warm (dimming to warm chroma.)								
C	LED COB Ra >80												
D	LED COB Ra >90												
5	TYPE OF CONTROL GEAR							6	NUMBER AND OUTPUT OF LIGHT SOURCE				
BASIC CONFIGURATION				EMERGENCY CONFIGURATION				NUMBER OF SOURCES, POWER OF FITTING					
I	non-dimmable constant current driver			N	emergency 1h		108	1 x 8 W					
U	non-dimmable constant voltage driver			H	emergency 3h		114	1 x 14 W					
A	dimmable analog 1-10V			F	emergency 1h with autotest		229	2 x 29 W					
D	dimmable DALI			G	emergency 3h with autotest		337	3 x 37 W					
S	dimmable DSI			Z	electronic address module		443	4 x 43 W					
C	dimmable with CORRIDOR function			P	central battery system								
T	dimmable using button 230V												
W	dimmable using push-button on luminaire												
L	phase dimmable												
X	dimmable Tunable white DALI												
B	dimmable Casambi (Bluetooth)												
7	TYPE OF REFLECTOR							TYPE OF DIFFUSER					
SP	spot - beam angle 10-20°			MDG	medium - beam angle 21-34° (gold)		HD	smooth divided					
MD	medium - beam angle 21-34°			FLG	flood - beam angle 35-49° (gold)		HG	powder coated gold (G1)					
FL	flood - beam angle 35-49°			HU	smooth UGR < 19		SB	powder coated black sand (B3)					
WF	wideflood - beam angle ≥ 50°			MU	matt UGR < 19		SW	powder coated white sand (W3)					
							xx	optional RAL colour					
8	TYPE OF COVER GLASS / FILTER							COLOUR OF COIN COB COVER RING					
T1	tempered glass - clear			F4	blue filter		B	black					
T3	tempered glass - opal			F5	red filter		W	white					
A1	acrylic glass - clear			F6	green filter								
A3	acrylic glass - opal			F8	orange filter								
M1	acrylic microprisma - clear			FH	honeycomb louvre								
M3	acrylic microprisma - opal			F9	linear spread lens*								
					* for use with SP/MD reflector only								
9	COLOUR AND FINISH			10	SPECIAL VERSION								
W3	white sand interior/exterior			B	for assembly in concrete housing								
S3	silver sand interior			F	for assembly in facade insulation								
B3	black sand interior/exterior			KRP	for assembly in lamella ceilings								
D3	anthracite sand dark interior/exterior			P	for assembly in sheet metal ceilings								
S9	silver sand interior/exterior												
xx	optional RAL colour												