N415

LED wall light fittings

wall light fitting with control gear with one-sided light emission · tiltable in all directions up to 10° · housing from aluminium profile · optional control gear · optional protective glass or filter · Rated median operational life-time of luminaires 50 000h L70/B50 at Ta = 25°C · Standard Deviation Colour Matching MacAdam 3-step · colour option · efficient high quality aluminium reflector

WFT1

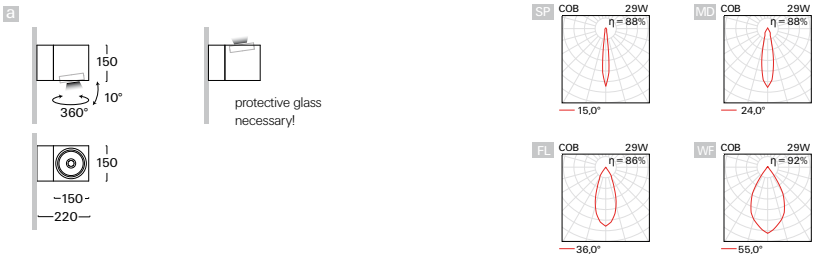

Order code	Pict.	Power	Flux	Tc	Ra	kg
N415cCWI.108/..	a	1 x 8 W	1 x 1140 lm	3000 K	≥ 80	1,9
N415cCCI.108/..	a	1 x 8 W	1 x 1180 lm	4000 K	≥ 80	1,9
N415cCDI.108/..	a	1 x 8 W	1 x 1180 lm	5000 K	≥ 80	1,9
N415cCWI.110/..	a	1 x 10 W	1 x 1400 lm	3000 K	≥ 80	1,9
N415cCCI.110/..	a	1 x 10 W	1 x 1450 lm	4000 K	≥ 80	1,9
N415cCDI.110/..	a	1 x 10 W	1 x 1450 lm	5000 K	≥ 80	1,9
N415cCWI.114/..	a	1 x 14 W	1 x 1950 lm	3000 K	≥ 80	1,9
N415cCCI.114/..	a	1 x 14 W	1 x 2000 lm	4000 K	≥ 80	1,9
N415cCDI.114/..	a	1 x 14 W	1 x 2000 lm	5000 K	≥ 80	1,9
N415cCWI.120/..	a	1 x 20 W	1 x 2600 lm	3000 K	≥ 80	1,9
N415cCCI.120/..	a	1 x 20 W	1 x 2650 lm	4000 K	≥ 80	1,9
N415cCDI.120/..	a	1 x 20 W	1 x 2650 lm	5000 K	≥ 80	1,9
N415cCWI.129/..	a	1 x 29 W	1 x 3500 lm	3000 K	≥ 80	1,9
N415cCCI.129/..	a	1 x 29 W	1 x 3600 lm	4000 K	≥ 80	1,9
N415cCDI.129/..	a	1 x 29 W	1 x 3600 lm	5000 K	≥ 80	1,9
N415cCWI.137/..	a	1 x 37 W	1 x 4200 lm	3000 K	≥ 80	1,9
N415cCCI.137/..	a	1 x 37 W	1 x 4300 lm	4000 K	≥ 80	1,9
N415cCDI.137/..	a	1 x 37 W	1 x 4300 lm	5000 K	≥ 80	1,9
N415cCWI.143/..	a	1 x 43 W	1 x 4900 lm	3000 K	≥ 80	1,9
N415cCCI.143/..	a	1 x 43 W	1 x 5000 lm	4000 K	≥ 80	1,9
N415cCDI.143/..	a	1 x 43 W	1 x 5000 lm	5000 K	≥ 80	1,9

Optional types of reflectors

SP / MD / FL / WF / MDG / FLG

Example of order code assembly: reflector with beam angle MD — N415cCWI.129/**MD**A1.D3

Higher colour rendering index value - CRI (only for Tc 3000K, 4000K)

D

Example of order code assembly: Ra ≥90 — N415c**D**CI.129/MDA1.D3

Dimmable version (* not possible for 8W)

A* / B / C / D / T

Example of order code assembly: dimmable DALI — N415cCC**D**.129/MDA1.D3

PDF

Optional types of glass / filters

A1	T1	FH	F9	F4, F5, F6, F8
acrylic glass	tempered glass	honeycomb	linear spr. lens	colour filters

Example of order code assembly
clear acrylic glass

N415cCWI.129/MD**A1**.D3

LED COB

W3
S3
D3
B3

CE

230V-50Hz

deos

N415

LED wall light fittings

wall light fitting with control gear with double-sided light emission ▪ tiltable in all directions up to 10° ▪ housing from aluminium profile ▪ control gear option ▪ optional protective glass or filter ▪ rated median operational life-time of luminaires 50 000h L70/B50 at Ta = 25° ▪ Standard Deviation Colour Matching MacAdam 3-step ▪ control gear option ▪ efficient high quality aluminium reflectors

WFT1

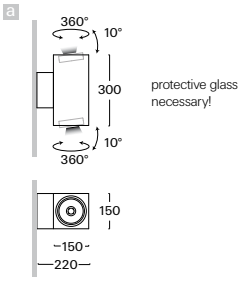

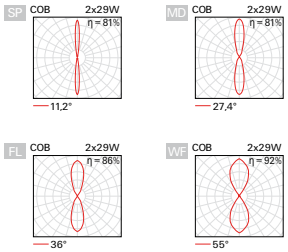

Order code	Pict.	Power	Flux	Tc	Ra	kg
N415cCWI.208/..	a	2 x 8 W	2 x 1140 lm	3000 K	≥ 80	3,8
N415cCCI.208/..	a	2 x 8 W	2 x 1180 lm	4000 K	≥ 80	3,8
N415cCDI.208/..	a	2 x 8 W	2 x 1180 lm	5000 K	≥ 80	3,8
N415cCWI.210/..	a	2 x 10 W	2 x 1400 lm	3000 K	≥ 80	3,8
N415cCCI.210/..	a	2 x 10 W	2 x 1450 lm	4000 K	≥ 80	3,8
N415cCDI.210/..	a	2 x 10 W	2 x 1450 lm	5000 K	≥ 80	3,8
N415cCWI.214/..	a	2 x 14 W	2 x 1950 lm	3000 K	≥ 80	3,8
N415cCCI.214/..	a	2 x 14 W	2 x 2000 lm	4000 K	≥ 80	3,8
N415cCDI.214/..	a	2 x 14 W	2 x 2000 lm	5000 K	≥ 80	3,8
N415cCWI.220/..	a	2 x 20 W	2 x 2600 lm	3000 K	≥ 80	3,8
N415cCCI.220/..	a	2 x 20 W	2 x 2650 lm	4000 K	≥ 80	3,8
N415cCDI.220/..	a	2 x 20 W	2 x 2650 lm	5000 K	≥ 80	3,8
N415cCWI.229/..	a	2 x 29 W	2 x 3500 lm	3000 K	≥ 80	3,8
N415cCCI.229/..	a	2 x 29 W	2 x 3600 lm	4000 K	≥ 80	3,8
N415cCDI.229/..	a	2 x 29 W	2 x 3600 lm	5000 K	≥ 80	3,8

Optional types of reflectors

SP / MD / FL / WF / MDG / FLG

Example of order code assembly: reflector with beam angle MD — N415cCWI.229/**MD**T1.D3

Higher colour rendering index value - CRI (only for Tc 3000K, 4000K)

D

Example of order code assembly: Ra ≥90 — N415c**D**CI.229/MDT1.D3

Dimmable version (* not possible for 8W)

A* / B / C / D / T

Example of order code assembly: dimmable DALI — N415cCC**D**.229/MDT1.D3

PDF

Optional types of glass / filters

A1 acrylic glass | **T1** tempered glass | **FH** honeycomb | **F9** linear spr. lens | **F4, F5, F6, F8** colour filters

Example of order code assembly

clear acrylic glass

N415cCWI.229/MD**A1**.D3

LED COB

W3
S3
D3
B3

230V-50Hz

N415

LED wall light fittings

wall light fitting with one-sided or double-sided light emmision · tiltable in all directions up to 15° · housing from aluminium profile · control gear option · colour option · steel ring with smooth opal diffuser made of PMMA or micro-prismatic diffuser · Rated median operational life-time of luminaires 50 000h L70/B50 at Ta = 25°C · Standard Deviation Colour Matching MacAdam 3-step

A3

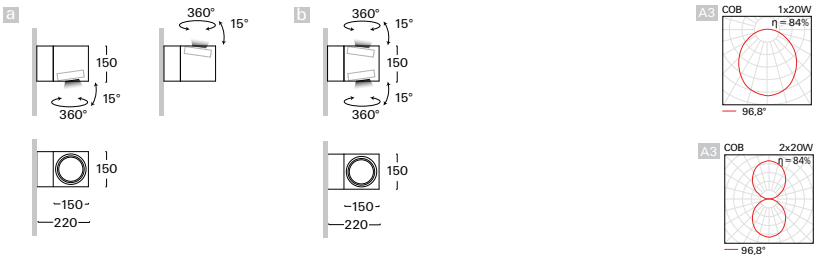

Order code	Pict.	Power	Flux	Tc	Ra	kg
N415cCWI.108/..	a	1 x 8 W	1 x 1140 lm	3000 K	≥ 80	1,4
N415cCCI.108/..	a	1 x 8 W	1 x 1180 lm	4000 K	≥ 80	1,4
N415cCDI.108/..	a	1 x 8 W	1 x 1180 lm	5000 K	≥ 80	1,4
N415cCWI.110/..	a	1 x 10 W	1 x 1400 lm	3000 K	≥ 80	1,4
N415cCCI.110/..	a	1 x 10 W	1 x 1450 lm	4000 K	≥ 80	1,4
N415cCDI.110/..	a	1 x 10 W	1 x 1450 lm	5000 K	≥ 80	1,4
N415cCWI.114/..	a	1 x 14 W	1 x 1950 lm	3000 K	≥ 80	1,4
N415cCCI.114/..	a	1 x 14 W	1 x 2000 lm	4000 K	≥ 80	1,4
N415cCDI.114/..	a	1 x 14 W	1 x 2000 lm	5000 K	≥ 80	1,4
N415cCWI.120/..	a	1 x 20 W	1 x 2600 lm	3000 K	≥ 80	1,4
N415cCCI.120/..	a	1 x 20 W	1 x 2650 lm	4000 K	≥ 80	1,4
N415cCDI.120/..	a	1 x 20 W	1 x 2650 lm	5000 K	≥ 80	1,4

Order code	Pict.	Power	Flux	Tc	Ra	kg
N415cCWI.208/..	b	2 x 8 W	2 x 1140 lm	3000 K	≥ 80	1,8
N415cCCI.208/..	b	2 x 8 W	2 x 1180 lm	4000 K	≥ 80	1,8
N415cCDI.208/..	b	2 x 8 W	2 x 1180 lm	5000 K	≥ 80	1,8
N415cCWI.210/..	b	2 x 10 W	2 x 1400 lm	3000 K	≥ 80	1,8
N415cCCI.210/..	b	2 x 10 W	2 x 1450 lm	4000 K	≥ 80	1,8
N415cCDI.210/..	b	2 x 10 W	2 x 1450 lm	5000 K	≥ 80	1,8
N415cCWI.214/..	b	2 x 14 W	2 x 1950 lm	3000 K	≥ 80	1,8
N415cCCI.214/..	b	2 x 14 W	2 x 2000 lm	4000 K	≥ 80	1,8
N415cCDI.214/..	b	2 x 14 W	2 x 2000 lm	5000 K	≥ 80	1,8
N415cCWI.220/..	b	2 x 20 W	2 x 2600 lm	3000 K	≥ 80	1,8
N415cCCI.220/..	b	2 x 20 W	2 x 2650 lm	4000 K	≥ 80	1,8
N415cCDI.220/..	b	2 x 20 W	2 x 2650 lm	5000 K	≥ 80	1,8

Higher colour rendering index value (CRI) (only for Tc 3000K, 4000K)

D

Example of order code assembly: Ra ≥90 — N415c**D**CI.220/A3.D3

Dimmable version (* not possible for 8W)

A* / B / C / D / T

Example of order code assembly: dimmable DALI — N415cCC**D**.220/A3.D3

PDF

Optional types of glass



A3 acrylic — M3 microprismatic

Example of order code assembly: acrylic glass - opal

N415cCCI.220/**A3**.D3

LED COB

W3
S3
D3
B3

230V-50Hz

deos

N415

LED wall light fittings

wall light fitting with one-sided light emission · LED source COIN 111 AC or electronig control gear and source COIN 111 COB · tiltable in all directions up to 30° · housing from aluminium profile · control gear option · colour option · optional colour of COIN 111 COB cover ring black or white · rated median operational life-time of luminaire 50 000h (35 000h for COIN 111 AC) L70/B50 at Ta = 25°C · Standard Deviation Colour Matching MacAdam 2-step (3-step for COIN 111 AC)

LED COIN 111 COB B

LED COIN 111 AC

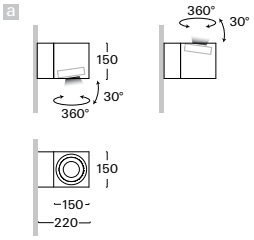

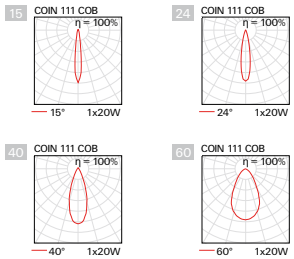

Order code	Angle	Pict.	Power	Flux	Tc	Ra	kg
N415cBII.108/..	15/24/40/60	a	1 x 8 W	1 x 748 lm	2700 K	≥ 90	1,4
N415cAWI.108/..	15/24/40/60	a	1 x 8 W	1 x 952 lm	3000 K	≥ 80	1,4
N415cACI.108/..	15/24/40/60	a	1 x 8 W	1 x 986 lm	4000 K	≥ 80	1,4
N415cBII.110/..	15/24/40/60	a	1 x 10 W	1 x 902 lm	2700 K	≥ 90	1,4
N415cAWI.110/..	15/24/40/60	a	1 x 10 W	1 x 1148 lm	3000 K	≥ 80	1,4
N415cACI.110/..	15/24/40/60	a	1 x 10 W	1 x 1189 lm	4000 K	≥ 80	1,4
N415cBII.114/..	15/24/40/60	a	1 x 14 W	1 x 1232 lm	2700 K	≥ 90	1,4
N415cAWI.114/..	15/24/40/60	a	1 x 14 W	1 x 1568 lm	3000 K	≥ 80	1,4
N415cACI.114/..	15/24/40/60	a	1 x 14 W	1 x 1624 lm	4000 K	≥ 80	1,4
N415cBII.120/..	15/24/40/60	a	1 x 20 W	1 x 1672 lm	2700 K	≥ 90	1,4
N415cAWI.120/..	15/24/40/60	a	1 x 20 W	1 x 2128 lm	3000 K	≥ 80	1,4
N415cACI.120/..	15/24/40/60	a	1 x 20 W	1 x 2204 lm	4000 K	≥ 80	1,4
N415cBII.128/..	15/24/40/60	a	1 x 28 W	1 x 2380 lm	2700 K	≥ 90	1,4
N415cAWI.128/..	15/24/40/60	a	1 x 28 W	1 x 2905 lm	3000 K	≥ 80	1,4
N415cACI.128/..	15/24/40/60	a	1 x 28 W	1 x 3045 lm	4000 K	≥ 80	1,4
N415cBII.136/..	24/40/60	a	1 x 36 W	1 x 2992 lm	2700 K	≥ 90	1,4
N415cAWI.136/..	24/40/60	a	1 x 36 W	1 x 3652 lm	3000 K	≥ 80	1,4
N415cACI.136/..	24/40/60	a	1 x 36 W	1 x 3828 lm	4000 K	≥ 80	1,4
N415cBII.142/..	24/40/60	a	1 x 42 W	1 x 3400 lm	2700 K	≥ 90	1,4
N415cAWI.142/..	24/40/60	a	1 x 42 W	1 x 4150 lm	3000 K	≥ 80	1,4
N415cACI.142/..	24/40/60	a	1 x 42 W	1 x 4350 lm	4000 K	≥ 80	1,4
N415-AW.112/..*	24/40	a	1 x 12 W	1 x 1165 lm	3000 K	≥ 80	1,0
N415-AC.112/..*	24/40	a	1 x 12 W	1 x 1200 lm	4000 K	≥ 80	1,0
N415-AW.117/..*	24/40	a	1 x 17 W	1 x 1649 lm	3000 K	≥ 80	1,0
N415-AC.117/..*	24/40	a	1 x 17 W	1 x 1698 lm	4000 K	≥ 80	1,0

The shown value of luminous flux is useful luminous flux in solid angle 90°.
The value depends on the beam angle of the light source.

LED COIN 111 COB

LED COIN 111 AC

W3
S3
D3
B3

CE

230V-50Hz

Higher colour rendering index (CRI) 2700K only for Ra90 (* not possible)

B

Example of order code assembly: Ra ≥90 — N415c**B**CI.128/24B.D3

Dimmable version (* not possible, ** not available for 8W)

A / B / D / T**

Example of order code assembly: dimmable DALI — N415cAC**D**.128/24B.D3

Optional beam angle

15 / 24 / 40 / 60

Example of order code assembly: LED source with beam angle 24° — N415cACI.128/**24**B.D3

Optional colour of COIN 111 COB covering ring (* not possible)

B / W

Example of order code assembly: black ring COIN 111 COB — N415cACI.128/24**B**.D3

N415

LED wall light fittings

wall light fitting with double-sided light emission ▪ LED source COIN 111 AC or electronig control gear and source COIN 111 COB ▪ tiltable in all directions up to 30° ▪ housing from aluminium profile ▪ control gear option ▪ colour option ▪ optional colour of COIN 111 COB cover ring black or white ▪ rated median operational life-time of luminaire 50 000h (35 000h for COIN 111 AC) L70/B50 at Ta = 25°C ▪ Standard Deviation Colour Matching MacAdam 2-step (3-step for COIN 111 AC)

LED COIN 111 COB B

LED COIN 111 AC

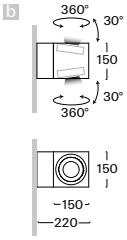

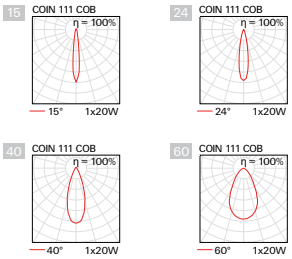

Order code	Angle	Pict.	Power	Flux	Tc	Ra	kg
N415cBII.208/..	15/24/40/60	b	2 x 8 W	2 x 748 lm	2700 K	≥ 90	1,9
N415cAWI.208/..	15/24/40/60	b	2 x 8 W	2 x 952 lm	3000 K	≥ 80	1,9
N415cACI.208/..	15/24/40/60	b	2 x 8 W	2 x 986 lm	4000 K	≥ 80	1,9
N415cBII.210/..	15/24/40/60	b	2 x 10 W	2 x 902 lm	2700 K	≥ 90	1,9
N415cAWI.210/..	15/24/40/60	b	2 x 10 W	2 x 1148 lm	3000 K	≥ 80	1,9
N415cACI.210/..	15/24/40/60	b	2 x 10 W	2 x 1189 lm	4000 K	≥ 80	1,9
N415cBII.214/..	15/24/40/60	b	2 x 14 W	2 x 1232 lm	2700 K	≥ 90	1,9
N415cAWI.214/..	15/24/40/60	b	2 x 14 W	2 x 1568 lm	3000 K	≥ 80	1,9
N415cACI.214/..	15/24/40/60	b	2 x 14 W	2 x 1624 lm	4000 K	≥ 80	1,9
N415cBII.220/..	15/24/40/60	b	2 x 20 W	2 x 1672 lm	2700 K	≥ 90	1,9
N415cAWI.220/..	15/24/40/60	b	2 x 20 W	2 x 2128 lm	3000 K	≥ 80	1,9
N415cACI.220/..	15/24/40/60	b	2 x 20 W	2 x 2204 lm	4000 K	≥ 80	1,9
N415cBII.228/..	15/24/40/60	b	2 x 28 W	2 x 2380 lm	2700 K	≥ 90	1,9
N415cAWI.228/..	15/24/40/60	b	2 x 28 W	2 x 2905 lm	3000 K	≥ 80	1,9
N415cACI.228/..	15/24/40/60	b	2 x 28 W	2 x 3045 lm	4000 K	≥ 80	1,9
N415-AW.212/..*	24/40	b	2 x 12 W	2 x 1165 lm	3000 K	≥ 80	1,5
N415-AC.212/..*	24/40	b	2 x 12 W	2 x 1200 lm	4000 K	≥ 80	1,5
N415-AW.217/..*	24/40	b	2 x 17 W	2 x 1649 lm	3000 K	≥ 80	1,5
N415-AC.217/..*	24/40	b	2 x 17 W	2 x 1698 lm	4000 K	≥ 80	1,5

The shown value of luminous flux is useful luminous flux in solid angle 90°.
The value depends on the beam angle of the light source.

LED COIN 111 COB

LED COIN 111 AC

W3
S3
D3
B3

CE

230V-50Hz

Higher colour rendering index (CRI) 2700K only for Ra90 (* not possible)

B

Example of order code assembly: Ra ≥90 N412c**B**CI.228/24B.D3

Dimmable version (* not possible, ** not available for 8W)

A / B / D / T**

Example of order code assembly: dimmable DALI N412cAC**D**.228/24B.D3

Optional beam angle

15 / 24 / 40 / 60

Example of order code assembly: LED source with beam angle 24° N412cACI.228/**24**B.D3

Optional colour of COIN 111 COB covering ring (* not possible)

B / W

Example of order code assembly: black ring COIN 111 COB N412cACI.228/24**B**.D3

deos

EXPLANATORY NOTES

for order code assembly

1	2	3	4	5		6	7		8	9		10	11
V	299	s	LW	DN	.	124	A	/	HD	A3	.	W3	B

1	MOUNTING CATEGORY			2	PRODUCT CODE	3	CONFIGURATION OF LIGHT FITTING
V	recessed	L	track	299	type marking of light fitting	s	control gear on cable (part of l. fitting)
S	ceiling	Z	pendant	014	type marking of insert	c	control gear in luminaire (part of l. fitting)
N	wall	C	insert of fitting	etc.		a	control gear in adapter (part of l. fitting)
F	floor					r	control gear in rosette (part of l. fitting)
						-	without control gear
4	TYPE OF LIGHT SOURCE (SOCKET)						
Q0	LED PAR16 (GU10)			E2	LED A60, A65 (E27)	E2	LED PAR20, 30, 38 (E27)
4a	TYPE OF LED LIGHT SOURCE			**4b**	CHROMATICITY OF LED SOURCE	**4b**	SPECTRUM OF LED SOURCE
A	LED COIN 111 COB, COIN 111 AC Ra >80			I	warm white "interna" (2700 K)	R	spectrum for meat and sausages
B	LED COIN 111 COB Ra >90			W	warm white (3000 K)	Y	spectrum for pastry, delicatessen and cheese
F	LED COIN 50 COB Ra >80			B	white (3500 K)	F	spectrum for fish
G	LED COIN 50 COB Ra >90			C	cool white (4000 K)	Z	spectrum for fruits and vegetables
N	LED COIN 35 COB Ra >80			D	daylight white (5000 K)	A	spectrum for art (Ra>97)
P	LED COIN 35 COB Ra >90			S	cool daylight (6500 K)	V	spectrum for clothing, fashion
L	LED panel Ra >80			K	tunable white - commercial (2700 K-6500 K)	P	spectrum for plant growth
M	LED panel Ra >90			T	dim to warm (dimming to warm chroma.)		
C	LED COB Ra >80						
D	LED COB Ra >90						
H	LED COB Ra >97						
5	TYPE OF CONTROL GEAR					**6**	NUMBER AND OUTPUT OF LIGHT SOURCE
	BASIC CONFIGURATION				EMERGENCY CONFIGURATION		NUMBER OF SOURCES, POWER OF FITTING
I	non-dimmable constant current driver			N	emergency 1h	108	1 x 8 W
U	non-dimmable constant voltage driver			H	emergency 3h	114	1 x 14 W
A	dimmable analog 1-10V			F	emergency 1h with autotest	229	2 x 29 W
D	dimmable DALI			G	emergency 3h with autotest	337	3 x 37 W
S	dimmable DSI			Z	electronic address module	443	4 x 43 W
C	dimmable with CORRIDOR function			P	central battery system		
T	dimmable using button 230V						
W	dimmable using push-button on luminaire						
L	phase dimmable						
X	dimmable Tunable white DALI						
B	dimmable Casambi (Bluetooth)						
7	TYPE OF REFLECTOR						TYPE OF DIFFUSER
SP	spot - beam angle 10-20°			MDG	medium - beam angle 21-34° (gold)	HD	smooth divided
MD	medium - beam angle 21-34°			FLG	flood - beam angle 35-49° (gold)	HG	powder coated gold (G1)
FL	flood - beam angle 35-49°			HU	smooth UGR < 19	SB	powder coated black sand (B3)
WF	wideflood - beam angle ≥ 50°			MU	matt UGR < 19	SW	powder coated white sand (W3)
						xx	optional RAL colour
8	TYPE OF COVER GLASS / FILTER						COLOUR OF COIN COB COVER RING
T1	tempered glass - clear			F4	blue filter	B	black
T3	tempered glass – opal			F5	red filter	W	white
A1	acrylic glass - clear			F6	green filter		
A3	acrylic glass - opal			F8	orange filter		
M1	acrylic microprisma - clear			FH	honeycomb louvre		
M3	acrylic microprisma - opal			F9	linear spread lens*		
					* for use with SP/MD reflector only		
9	COLOUR AND FINISH			**10**	SPECIAL VERSION		
W3	white sand interior/exterior			B	for assembly in concrete housing		
S3	silver sand interior			F	for assembly in facade insulation		
B3	black sand interior/exterior			KRP	for assembly in lamella ceilings		
D3	anthracite sand dark interior/exterior			P	for assembly in sheet metal ceilings		
S9	silver sand interior/exterior						
xx	optional RAL colour						