S313

LED spotlights

light fitting for ceiling and wall assembly ▪ 355° rotatable, 180° tiltable ▪ electronic control gear with source COIN 111 COB ▪ construction: steel sheet and aluminium die-cast ▪ colour option ▪ optional colour of COIN 111 COB cover ring black or white ▪ rated median operational life-time of luminaire 50 000h L70/B50 at Ta = 25°C ▪ Standard Deviation Colour Matching MacAdam 2-step

LED COIN 111 COB B

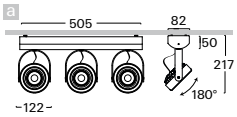

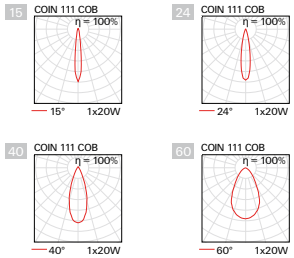

Order code	Angle	Pict.	Power	Flux	Tc	Ra	kg
S313cBII.308/..	15/24/40/60	a	3 x 8 W	3 x 748 lm	2700 K	≥ 90	2,4
S313cAWI.308/..	15/24/40/60	a	3 x 8 W	3 x 952 lm	3000 K	≥ 80	2,4
S313cACI.308/..	15/24/40/60	a	3 x 8 W	3 x 986 lm	4000 K	≥ 80	2,4
S313cBII.310/..	15/24/40/60	a	3 x 10 W	3 x 902 lm	2700 K	≥ 90	2,4
S313cAWI.310/..	15/24/40/60	a	3 x 10 W	3 x 1148 lm	3000 K	≥ 80	2,4
S313cACI.310/..	15/24/40/60	a	3 x 10 W	3 x 1189 lm	4000 K	≥ 80	2,4
S313cBII.314/..	15/24/40/60	a	3 x 14 W	3 x 1232 lm	2700 K	≥ 90	2,4
S313cAWI.314/..	15/24/40/60	a	3 x 14 W	3 x 1568 lm	3000 K	≥ 80	2,4
S313cACI.314/..	15/24/40/60	a	3 x 14 W	3 x 1624 lm	4000 K	≥ 80	2,4
S313cBII.320/..	15/24/40/60	a	3 x 20 W	3 x 1672 lm	2700 K	≥ 90	2,4
S313cAWI.320/..	15/24/40/60	a	3 x 20 W	3 x 2128 lm	3000 K	≥ 80	2,4
S313cACI.320/..	15/24/40/60	a	3 x 20 W	3 x 2204 lm	4000 K	≥ 80	2,4
S313cBII.328/..	15/24/40/60	a	3 x 28 W	3 x 2380 lm	2700 K	≥ 90	2,4
S313cAWI.328/..	15/24/40/60	a	3 x 28 W	3 x 2905 lm	3000 K	≥ 80	2,4
S313cACI.328/..	15/24/40/60	a	3 x 28 W	3 x 3045 lm	4000 K	≥ 80	2,4
S313cBII.336/..	24/40/60	a	3 x 36 W	3 x 2992 lm	2700 K	≥ 90	2,4
S313cAWI.336/..	24/40/60	a	3 x 36 W	3 x 3652 lm	3000 K	≥ 80	2,4
S313cACI.336/..	24/40/60	a	3 x 36 W	3 x 3828 lm	4000 K	≥ 80	2,4
S313cBII.342/..	24/40/60	a	3 x 42 W	3 x 3400 lm	2700 K	≥ 90	2,4
S313cAWI.342/..	24/40/60	a	3 x 42 W	3 x 4150 lm	3000 K	≥ 80	2,4
S313cACI.342/..	24/40/60	a	3 x 42 W	3 x 4350 lm	4000 K	≥ 80	2,4

The shown value of luminous flux is useful luminous flux in solid angle 90°.
The value depends on the beam angle of the light source.

Higher colour rendering index (CRI) 2700K only for Ra90

B

Example of order code assembly: Ra ≥90 — S313c**A**CI.328/24B.D3

Dimmable version (* not possible for 8W)

A* / B / C / D / T / X

Example of order code assembly: dimmable DALI — S313cAC**D**.328/24B.D3

Optional beam angle

15 / 24 / 40 / 60

Example of order code assembly: LED source with beam angle 24° — S313cACI.328/**24**B.D3

Optional colour of COIN 111 COB covering ring

B / W

Example of order code assembly: black ring COIN 111 COB — S313cACI.328/24**B**.D3

LED COIN 111 COB

W3
S3
D3
B3

CE

230V-50Hz

deos

S313

LED spotlights

light fitting for ceiling and wall assembly • 355° rotatable, 180° tiltable • light source COIN 111 AC • construction: steel sheet and aluminium die-cast • colour option • rated median operational life-time of luminaire 35 000h L70/B50 at Ta = 25°C • Standard Deviation Colour Matching MacAdam 3-step

LED COIN 111 COB AC

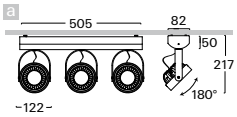

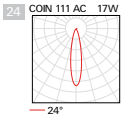

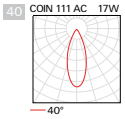

Order code	Angle	Pict.	Power	Flux	Tc	Ra	kg
S313-AW.312/..	24/40	a	3 x 12 W	3 x 1165 lm	3000 K	≥ 80	1,8
S313-AC.312/..	24/40	a	3 x 12 W	3 x 1200 lm	4000 K	≥ 80	1,8
S313-AW.317/..	24/40	a	3 x 17 W	3 x 1649 lm	3000 K	≥ 80	1,8
S313-AC.317/..	24/40	a	3 x 17 W	3 x 1698 lm	4000 K	≥ 80	1,8

The shown value of luminous flux is useful luminous flux in solid angle 90°.
The value depends on the beam angle of the light source.

LED COIN 111 AC

W3
S3
D3
B3

CE

230V-50Hz

Optional beam angle

24 / 40

Example of order code assembly: LED source with beam angle 24° S313-AW.317/**24**.D3

deos

EXPLANATORY NOTES

for order code assembly

1	2	3	4	5		6	7		8	9		10	11
V	299	s	LW	DN	.	124	A	/	HD	A3	.	W3	B

1	MOUNTING CATEGORY			2	PRODUCT CODE	3	CONFIGURATION OF LIGHT FITTING
V	recessed	L	track	299	type marking of light fitting	s	control gear on cable (part of l. fitting)
S	ceiling	Z	pendant	014	type marking of insert	c	control gear in luminaire (part of l. fitting)
N	wall	C	insert of fitting	etc.		a	control gear in adapter (part of l. fitting)
F	floor					r	control gear in rosette (part of l. fitting)
						-	without control gear
4	TYPE OF LIGHT SOURCE (SOCKET)						
Q0	LED PAR16 (GU10)			E2	LED A60, A65 (E27)	E2	LED PAR20, 30, 38 (E27)
4a	TYPE OF LED LIGHT SOURCE			**4b**	CHROMATICITY OF LED SOURCE	**4b**	SPECTRUM OF LED SOURCE
A	LED COIN 111 COB, COIN 111 AC Ra >80			I	warm white "interna" (2700 K)	R	spectrum for meat and sausages
B	LED COIN 111 COB Ra >90			W	warm white (3000 K)	Y	spectrum for pastry, delicatessen and cheese
F	LED COIN 50 COB Ra >80			B	white (3500 K)	F	spectrum for fish
G	LED COIN 50 COB Ra >90			C	cool white (4000 K)	Z	spectrum for fruits and vegetables
N	LED COIN 35 COB Ra >80			D	daylight white (5000 K)	A	spectrum for art (Ra>97)
P	LED COIN 35 COB Ra >90			S	cool daylight (6500 K)	V	spectrum for clothing, fashion
L	LED panel Ra >80			K	tunable white - commercial (2700 K-6500 K)	P	spectrum for plant growth
M	LED panel Ra >90			T	dim to warm (dimming to warm chroma.)		
C	LED COB Ra >80						
D	LED COB Ra >90						
H	LED COB Ra >97						
5	TYPE OF CONTROL GEAR					**6**	NUMBER AND OUTPUT OF LIGHT SOURCE
	BASIC CONFIGURATION				EMERGENCY CONFIGURATION		NUMBER OF SOURCES, POWER OF FITTING
I	non-dimmable constant current driver			N	emergency 1h	108	1 x 8 W
U	non-dimmable constant voltage driver			H	emergency 3h	114	1 x 14 W
A	dimmable analog 1-10V			F	emergency 1h with autotest	229	2 x 29 W
D	dimmable DALI			G	emergency 3h with autotest	337	3 x 37 W
S	dimmable DSI			Z	electronic address module	443	4 x 43 W
C	dimmable with CORRIDOR function			P	central battery system		
T	dimmable using button 230V						
W	dimmable using push-button on luminaire						
L	phase dimmable						
X	dimmable Tunable white DALI						
B	dimmable Casambi (Bluetooth)						
7	TYPE OF REFLECTOR						TYPE OF DIFFUSER
SP	spot - beam angle 10-20°			MDG	medium - beam angle 21-34° (gold)	HD	smooth divided
MD	medium - beam angle 21-34°			FLG	flood - beam angle 35-49° (gold)	HG	powder coated gold (G1)
FL	flood - beam angle 35-49°			HU	smooth UGR < 19	SB	powder coated black sand (B3)
WF	wideflood - beam angle ≥ 50°			MU	matt UGR < 19	SW	powder coated white sand (W3)
						xx	optional RAL colour
8	TYPE OF COVER GLASS / FILTER						COLOUR OF COIN COB COVER RING
T1	tempered glass - clear			F4	blue filter	B	black
T3	tempered glass – opal			F5	red filter	W	white
A1	acrylic glass - clear			F6	green filter		
A3	acrylic glass - opal			F8	orange filter		
M1	acrylic microprisma - clear			FH	honeycomb louvre		
M3	acrylic microprisma - opal			F9	linear spread lens*		
					* for use with SP/MD reflector only		
9	COLOUR AND FINISH			**10**	SPECIAL VERSION		
W3	white sand interior/exterior			B	for assembly in concrete housing		
S3	silver sand interior			F	for assembly in facade insulation		
B3	black sand interior/exterior			KRP	for assembly in lamella ceilings		
D3	anthracite sand dark interior/exterior			P	for assembly in sheet metal ceilings		
S9	silver sand interior/exterior						
xx	optional RAL colour						