

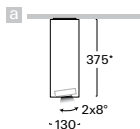
S801

LED downlights

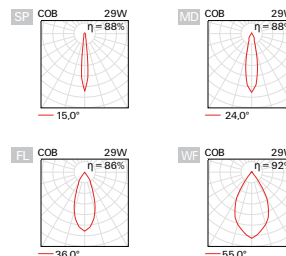
light fitting with integrated electronic control gear • housing of powder painted aluminium profile • efficient quality aluminium reflector with beam angles • colour option • rated median operational life-time of luminaire 50 000h L70/B50 at Ta = 25°C • Standard Deviation Colour Matching MacAdam 3-step • protective glass or optional filter



FL



* larger dimensions possible



Order code	Pict.	Power	Flux	Tc	Ra	kg
S801cCWI.108/..	a	1 x 8 W	1140 lm	3000 K	≥ 80	3,2
S801cCCI.108/..	a	1 x 8 W	1180 lm	4000 K	≥ 80	3,2
S801cCDI.108/..	a	1 x 8 W	1180 lm	5000 K	≥ 80	3,2
S801cCWI.110/..	a	1 x 10 W	1400 lm	3000 K	≥ 80	3,2
S801cCCI.110/..	a	1 x 10 W	1450 lm	4000 K	≥ 80	3,2
S801cCDI.110/..	a	1 x 10 W	1450 lm	5000 K	≥ 80	3,2
S801cCWI.114/..	a	1 x 14 W	1950 lm	3000 K	≥ 80	3,2
S801cCCI.114/..	a	1 x 14 W	2000 lm	4000 K	≥ 80	3,2
S801cCDI.114/..	a	1 x 14 W	2000 lm	5000 K	≥ 80	3,2
S801cCWI.120/..	a	1 x 20 W	2600 lm	3000 K	≥ 80	3,2
S801cCCI.120/..	a	1 x 20 W	2650 lm	4000 K	≥ 80	3,2
S801cCDI.120/..	a	1 x 20 W	2650 lm	5000 K	≥ 80	3,2
S801cCWI.129/..	a	1 x 29 W	3500 lm	3000 K	≥ 80	3,2
S801cCCI.129/..	a	1 x 29 W	3600 lm	4000 K	≥ 80	3,2
S801cCDI.129/..	a	1 x 29 W	3600 lm	5000 K	≥ 80	3,2
S801cCWI.137/..	a	1 x 37 W	4200 lm	3000 K	≥ 80	3,2
S801cCCI.137/..	a	1 x 37 W	4300 lm	4000 K	≥ 80	3,2
S801cCDI.137/..	a	1 x 37 W	4300 lm	5000 K	≥ 80	3,2
S801cCWI.143/..	a	1 x 43 W	4900 lm	3000 K	≥ 80	3,2
S801cCCI.143/..	a	1 x 43 W	5000 lm	4000 K	≥ 80	3,2
S801cCDI.143/..	a	1 x 43 W	5000 lm	5000 K	≥ 80	3,2

Optional types of reflectors

[SP](#) / [MD](#) / [FL](#) / [WF](#) / [MDG](#) / [FLG](#)

Example of order code assembly: reflector with beam angle MD [S801cCWI.114/MD.D3](#)

Higher colour rendering index value - CRI (only for Tc 3000, 4000K)

[D](#)

Example of order code assembly: Ra ≥90 [S801cDCI.114/MD.D3](#)


Dimmable version (* not possible for 8W)

[A*](#) / [B](#) / [C](#) / [D](#) / [T](#) / [L*](#) / [X](#)

Example of order code assembly: dimmable DALI [S801cCWD.114/MD.D3](#)

PDF

Optional types of glasses / filters



Example of order code assembly:
honeycomb filter

[S801cCWI.114/MDFH.D3](#)



LED COB

- W3
- S3
- D3
- B3



230V-50Hz

S801

LED downlights

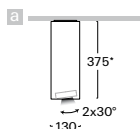
light fitting with integrated electronic control gear and source COIN 111 COB or without control gear with source COIN 111 AC • tiltable in two directions for about 30° • housing of powder painted aluminium profile • colour option • optional colour of COIN 111 COB cover ring black or white • rated median operational life-time of luminaire 50 000h (35 000h for COIN 111 AC) L70/B50 at Ta = 25°C • Standard Deviation Colour Matching MacAdam 2-step (3-step for COIN 111 AC)



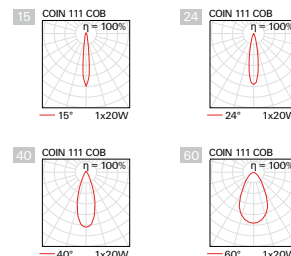
LED COIN 111 COB B



LED COIN 111 AC

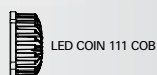


* larger dimensions possible



Order code	Angle	Pict.	Power	Flux	Tc	Ra	kg
S801cBII.108/..	15/24/40/60	a	1 x 8 W	748 lm	2700 K	≥ 90	2,4
S801cAWI.108/..	15/24/40/60	a	1 x 8 W	952 lm	3000 K	≥ 80	2,4
S801cACI.108/..	15/24/40/60	a	1 x 8 W	986 lm	4000 K	≥ 80	2,4
S801cBII.110/..	15/24/40/60	a	1 x 10 W	902 lm	2700 K	≥ 90	2,4
S801cAWI.110/..	15/24/40/60	a	1 x 10 W	1148 lm	3000 K	≥ 80	2,4
S801cACI.110/..	15/24/40/60	a	1 x 10 W	1189 lm	4000 K	≥ 80	2,4
S801cBII.114/..	15/24/40/60	a	1 x 14 W	1232 lm	2700 K	≥ 90	2,4
S801cAWI.114/..	15/24/40/60	a	1 x 14 W	1568 lm	3000 K	≥ 80	2,4
S801cACI.114/..	15/24/40/60	a	1 x 14 W	1624 lm	4000 K	≥ 80	2,4
S801cBII.120/..	15/24/40/60	a	1 x 20 W	1672 lm	2700 K	≥ 90	2,4
S801cAWI.120/..	15/24/40/60	a	1 x 20 W	2128 lm	3000 K	≥ 80	2,4
S801cACI.120/..	15/24/40/60	a	1 x 20 W	2204 lm	4000 K	≥ 80	2,4
S801cBII.128/..	15/24/40/60	a	1 x 28 W	2380 lm	2700 K	≥ 90	2,4
S801cAWI.128/..	15/24/40/60	a	1 x 28 W	2905 lm	3000 K	≥ 80	2,4
S801cACI.128/..	15/24/40/60	a	1 x 28 W	3045 lm	4000 K	≥ 80	2,4
S801cBII.136/..	24/40/60	a	1 x 36 W	2992 lm	2700 K	≥ 90	2,4
S801cAWI.136/..	24/40/60	a	1 x 36 W	3652 lm	3000 K	≥ 80	2,4
S801cACI.136/..	24/40/60	a	1 x 36 W	3828 lm	4000 K	≥ 80	2,4
S801cBII.142/..	24/40/60	a	1 x 42 W	3400 lm	2700 K	≥ 90	2,4
S801cAWI.142/..	24/40/60	a	1 x 42 W	4150 lm	3000 K	≥ 80	2,4
S801cACI.142/..	24/40/60	a	1 x 42 W	4350 lm	4000 K	≥ 80	2,4
S801-AW.112/..*	24/40	a	1 x 12 W	1165 lm	3000 K	≥ 80	2,0
S801-AC.112/..*	24/40	a	1 x 12 W	1200 lm	4000 K	≥ 80	2,0
S801-AW.117/..*	24/40	a	1 x 17 W	1649 lm	3000 K	≥ 80	2,0
S801-AC.117/..*	24/40	a	1 x 17 W	1698 lm	4000 K	≥ 80	2,0

The shown value of luminous flux is useful luminous flux in solid angle 90°. The value depends on the beam angle of the light source.



LED COIN 111 COB



LED COIN 111 AC

- W3
- S3
- D3
- B3



230V-50Hz

Higher colour rendering index (CRI) 2700K only for Ra90 (* not possible)

B

Example of order code assembly: Ra ≥90

S801cBWI.128/24B.D3

Dimmable version (* not possible, ** not available for 8W)

A / B / D / T / L****

Example of order code assembly: dimmable DALI

S801cAWD.128/24B.D3

Optional beam angle

15 / 24 / 40 / 60

Example of order code assembly: LED source with beam angle 24°

S801cAWI.128/24B.D3

Optional colour of COIN 111 COB covering ring (* not possible)

B / W

Example of order code assembly: black ring COIN 111 COB

S801cAWI.128/24B.D3

EXPLANATORY NOTES

for order code assembly

1	2	3	4	5	6	7	8	9	10	11			
V	299	s	LW	DN	.	124	A	/	HD	A3	.	W3	B

1	MOUNTING CATEGORY			2	PRODUCT CODE		3	CONFIGURATION OF LIGHT FITTING					
V	recessed	L	track	299	type marking of light fitting		s	control gear on cable (part of l. fitting)					
S	ceiling	Z	pendant	014	type marking of insert		c	control gear in luminaire (part of l. fitting)					
N	wall	C	insert of fitting	etc.			a	control gear in adapter (part of l. fitting)					
F	floor						r	control gear in rosette (part of l. fitting)					
							-	without control gear					
4	TYPE OF LIGHT SOURCE (SOCKET)												
Q0	LED PAR16 (GU10)			E2	LED A60, A65 (E27)		E2	LED PAR20, 30, 38 (E27)					
4a	TYPE OF LED LIGHT SOURCE			4b	CHROMATICITY OF LED SOURCE		4b	SPECTRUM OF LED SOURCE					
A	LED COIN 111 COB, COIN 111 AC Ra >80			I	warm white "interna" (2700 K)		R	spectrum for meat and sausages					
B	LED COIN 111 COB Ra >90			W	warm white (3000 K)		Y	spectrum for pastry, delicatessen and cheese					
F	LED COIN 50 COB Ra >80			B	white (3500 K)		F	spectrum for fish					
G	LED COIN 50 COB Ra >90			C	cool white (4000 K)		Z	spectrum for fruits and vegetables					
N	LED COIN 35 COB Ra >80			D	daylight white (5000 K)		A	spectrum for art (Ra>97)					
P	LED COIN 35 COB Ra >90			S	cool daylight (6500 K)		V	spectrum for clothing, fashion					
L	LED panel Ra >80			K	tunable white - commercial (2700 K-6500 K)		P	spectrum for plant growth					
M	LED panel Ra >90			T	dim to warm (dimming to warm chroma.)								
C	LED COB Ra >80												
D	LED COB Ra >90												
H	LED COB Ra >97												
5	TYPE OF CONTROL GEAR							6	NUMBER AND OUTPUT OF LIGHT SOURCE				
BASIC CONFIGURATION				EMERGENCY CONFIGURATION				NUMBER OF SOURCES, POWER OF FITTING					
I	non-dimmable constant current driver			N	emergency 1h		108	1 x 8 W					
U	non-dimmable constant voltage driver			H	emergency 3h		114	1 x 14 W					
A	dimmable analog 1-10V			F	emergency 1h with autotest		229	2 x 29 W					
D	dimmable DALI			G	emergency 3h with autotest		337	3 x 37 W					
S	dimmable DSI			Z	electronic address module		443	4 x 43 W					
C	dimmable with CORRIDOR function			P	central battery system								
T	dimmable using button 230V												
W	dimmable using push-button on luminaire												
L	phase dimmable												
X	dimmable Tunable white DALI												
B	dimmable Casambi (Bluetooth)												
7	TYPE OF REFLECTOR							TYPE OF DIFFUSER					
SP	spot - beam angle 10-20°			MDG	medium - beam angle 21-34° (gold)		HD	smooth divided					
MD	medium - beam angle 21-34°			FLG	flood - beam angle 35-49° (gold)		HG	powder coated gold (G1)					
FL	flood - beam angle 35-49°			HU	smooth UGR < 19		SB	powder coated black sand (B3)					
WF	wideflood - beam angle ≥ 50°			MU	matt UGR < 19		SW	powder coated white sand (W3)					
							xx	optional RAL colour					
8	TYPE OF COVER GLASS / FILTER							COLOUR OF COIN COB COVER RING					
T1	tempered glass - clear			F4	blue filter		B	black					
T3	tempered glass - opal			F5	red filter		W	white					
A1	acrylic glass - clear			F6	green filter								
A3	acrylic glass - opal			F8	orange filter								
M1	acrylic micropisma - clear			FH	honeycomb louvre								
M3	acrylic micropisma - opal			F9	linear spread lens*								
					* for use with SP/MD reflector only								
9	COLOUR AND FINISH			10	SPECIAL VERSION								
W3	white sand interior/exterior			B	for assembly in concrete housing								
S3	silver sand interior			F	for assembly in facade insulation								
B3	black sand interior/exterior			KRP	for assembly in lamella ceilings								
D3	anthracite sand dark interior/exterior			P	for assembly in sheet metal ceilings								
S9	silver sand interior/exterior												
xx	optional RAL colour												