

Z801

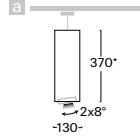
LED pendant light fittings

light fitting with integrated electronic control gear - housing of powder painted aluminium profile - colour option - efficient quality aluminium reflector with beam angles SP, MD, FL and WF - optional protective glass or optional filter - rated median operational life-time of luminaire 50 000h L70/B50 at Ta = 25°C - Standard Deviation Colour Matching MacAdam 3-step - suspension ordered separately

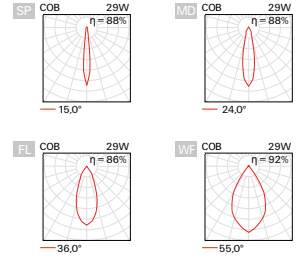


ZSL - K

FL



* larger dimensions possible



| Order code | Pict. | Power | Flux | Tc | Ra | kg |
|---------------------------------|-------|----------|---------|--------|------|-----|
| Z801cCWl.108/.. | a | 1 x 8 W | 1140 lm | 3000 K | ≥ 80 | 3.2 |
| Z801cCCl.108/.. | a | 1 x 8 W | 1180 lm | 4000 K | ≥ 80 | 3.2 |
| Z801cCDI.108/.. | a | 1 x 8 W | 1180 lm | 5000 K | ≥ 80 | 3.2 |
| Z801cCWl.110/.. | a | 1 x 10 W | 1400 lm | 3000 K | ≥ 80 | 3.2 |
| Z801cCCl.110/.. | a | 1 x 10 W | 1450 lm | 4000 K | ≥ 80 | 3.2 |
| Z801cCDI.110/.. | a | 1 x 10 W | 1450 lm | 5000 K | ≥ 80 | 3.2 |
| Z801cCWl.114/.. | a | 1 x 14 W | 1950 lm | 3000 K | ≥ 80 | 3.2 |
| Z801cCCl.114/.. | a | 1 x 14 W | 2000 lm | 4000 K | ≥ 80 | 3.2 |
| Z801cCDI.114/.. | a | 1 x 14 W | 2000 lm | 5000 K | ≥ 80 | 3.2 |
| Z801cCWl.120/.. | a | 1 x 20 W | 2600 lm | 3000 K | ≥ 80 | 3.2 |
| Z801cCCl.120/.. | a | 1 x 20 W | 2650 lm | 4000 K | ≥ 80 | 3.2 |
| Z801cCDI.120/.. | a | 1 x 20 W | 2650 lm | 5000 K | ≥ 80 | 3.2 |
| Z801cCWl.129/.. | a | 1 x 29 W | 3500 lm | 3000 K | ≥ 80 | 3.2 |
| Z801cCCl.129/.. | a | 1 x 29 W | 3600 lm | 4000 K | ≥ 80 | 3.2 |
| Z801cCDI.129/.. | a | 1 x 29 W | 3600 lm | 5000 K | ≥ 80 | 3.2 |
| Z801cCWl.137/.. | a | 1 x 37 W | 4200 lm | 3000 K | ≥ 80 | 3.2 |
| Z801cCCl.137/.. | a | 1 x 37 W | 4300 lm | 4000 K | ≥ 80 | 3.2 |
| Z801cCDI.137/.. | a | 1 x 37 W | 4300 lm | 5000 K | ≥ 80 | 3.2 |
| Z801cCWl.143/.. | a | 1 x 43 W | 4900 lm | 3000 K | ≥ 80 | 3.2 |
| Z801cCCl.143/.. | a | 1 x 43 W | 5000 lm | 4000 K | ≥ 80 | 3.2 |
| Z801cCDI.143/.. | a | 1 x 43 W | 5000 lm | 5000 K | ≥ 80 | 3.2 |

Optional types of reflectors

SP / MD / FL / WF / MDG / FLG

Example of order code assembly: reflector with beam angle MD

[Z801cCWl.129/MD.D3](#)

Colour rendering index - CRI (only for Tc 3000, 4000K)

D

Example of order code assembly: Ra ≥90

[Z801cCDI.129/MD.D3](#)

Dimmable version (* not possible for 8W)


A* / B / C / D / T / L* / X

Example of order code assembly: dimmable DALI

[Z801cCCD.129/MD.D3](#)

PDF

Optional types of glasses / filters



Example of order code assembly:

honeycomb filter

[Z801cCWl.129/MDFH.D3](#)

PDF

Accessories



[ZSL-K](#)
page 731

[ZSL-P](#)
page 731

[ZSA](#)
page 740

[ZVL-K](#)
page 732

[ZVA](#)
page 742

[ZLL](#)
page 733

[ZLA](#)
page 741

[Tracks](#)
page 41



LED COB

W3
S3
D3
B3



230V-50Hz

Z801

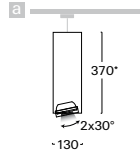
LED pendant light fittings

light fitting with integrated control gear source COIN 111 COB • tiltable in two directions for about 30° • housing of powder painted aluminium profile • colour option • optional colour of COIN 111 COB cover ring black or white • rated median operational life-time of luminaire 50 000h L70/B50 at Ta = 25°C • Standard Deviation Colour Matching MacAdam 2-step

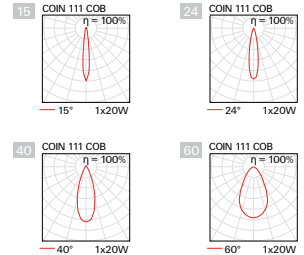


ZSL - K

LED COIN 111 COB B



* larger dimensions possible



| Order code | Angle | Pict. | Power | Flux | Tc | Ra | kg |
|---------------------------------|-------------|-------|----------|---------|--------|------|-----|
| Z801cBII.108/.. | 15/24/40/60 | a | 1 x 8 W | 748 lm | 2700 K | ≥ 90 | 2,4 |
| Z801cAWI.108/.. | 15/24/40/60 | a | 1 x 8 W | 952 lm | 3000 K | ≥ 80 | 2,4 |
| Z801cACI.108/.. | 15/24/40/60 | a | 1 x 8 W | 986 lm | 4000 K | ≥ 80 | 2,4 |
| Z801cBII.110/.. | 15/24/40/60 | a | 1 x 10 W | 902 lm | 2700 K | ≥ 90 | 2,4 |
| Z801cAWI.110/.. | 15/24/40/60 | a | 1 x 10 W | 1148 lm | 3000 K | ≥ 80 | 2,4 |
| Z801cACI.110/.. | 15/24/40/60 | a | 1 x 10 W | 1189 lm | 4000 K | ≥ 80 | 2,4 |
| Z801cBII.114/.. | 15/24/40/60 | a | 1 x 14 W | 1232 lm | 2700 K | ≥ 90 | 2,4 |
| Z801cAWI.114/.. | 15/24/40/60 | a | 1 x 14 W | 1568 lm | 3000 K | ≥ 80 | 2,4 |
| Z801cACI.114/.. | 15/24/40/60 | a | 1 x 14 W | 1624 lm | 4000 K | ≥ 80 | 2,4 |
| Z801cBII.120/.. | 15/24/40/60 | a | 1 x 20 W | 1672 lm | 2700 K | ≥ 90 | 2,4 |
| Z801cAWI.120/.. | 15/24/40/60 | a | 1 x 20 W | 2128 lm | 3000 K | ≥ 80 | 2,4 |
| Z801cACI.120/.. | 15/24/40/60 | a | 1 x 20 W | 2204 lm | 4000 K | ≥ 80 | 2,4 |
| Z801cBII.128/.. | 15/24/40/60 | a | 1 x 28 W | 2380 lm | 2700 K | ≥ 90 | 2,4 |
| Z801cAWI.128/.. | 15/24/40/60 | a | 1 x 28 W | 2905 lm | 3000 K | ≥ 80 | 2,4 |
| Z801cACI.128/.. | 15/24/40/60 | a | 1 x 28 W | 3045 lm | 4000 K | ≥ 80 | 2,4 |
| Z801cBII.136/.. | 24/40/60 | a | 1 x 36 W | 2992 lm | 2700 K | ≥ 90 | 2,4 |
| Z801cAWI.136/.. | 24/40/60 | a | 1 x 36 W | 3652 lm | 3000 K | ≥ 80 | 2,4 |
| Z801cACI.136/.. | 24/40/60 | a | 1 x 36 W | 3828 lm | 4000 K | ≥ 80 | 2,4 |
| Z801cBII.142/.. | 24/40/60 | a | 1 x 42 W | 3400 lm | 2700 K | ≥ 90 | 2,4 |
| Z801cAWI.142/.. | 24/40/60 | a | 1 x 42 W | 4150 lm | 3000 K | ≥ 80 | 2,4 |
| Z801cACI.142/.. | 24/40/60 | a | 1 x 42 W | 4350 lm | 4000 K | ≥ 80 | 2,4 |

The shown value of luminous flux is useful luminous flux in solid angle 90°. The value depends on the beam angle of the light source.

Higher colour rendering index (CRI) 2700K only for Ra90

B

Example of order code assembly: [Ra ≥90](#)

[Z801cBCI.128/24B.D3](#)

Dimmable version (* not possible for 8W)

A* / B / D / T / L*

Example of order code assembly: [dimmable DALI](#)

[Z801cACD.128/24B.D3](#)

Optional beam angle

15 / 24 / 40 / 60

Example of order code assembly: [LED source with beam angle 24°](#)

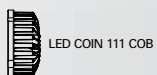
[Z801cACI.128/24B.D3](#)

Optional colour of COIN 111 COB covering ring

B / W

Example of order code assembly: [black ring COIN 111 COB](#)

[Z801cACI.128/24B.D3](#)



LED COIN 111 COB



230V-50Hz



Accessories



[ZSL-K](#)
page 731



[ZSL-P](#)
page 731



[ZSA](#)
page 740



[ZVL-K](#)
page 732



[ZVA](#)
page 742



[ZLL](#)
page 733



[ZLA](#)
page 741

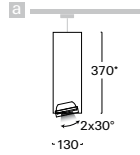


[Tracks](#)
page 41

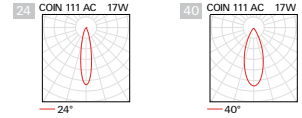
Z801

LED pendant light fittings

light fitting without control gear and source COIN 111 AC - tiltable in two directions for about 30° - housing of powder painted aluminium profile - colour option - rated median operational life-time of luminaire 35 000h L70/B50 at Ta = 25°C - Standard Deviation Colour Matching MacAdam 3-step

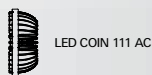


* larger dimensions possible



| Order code | Angle | Pict. | Power | Flux | Tc | Ra | kg |
|--------------------------------|-------|-------|----------|---------|--------|------|-----|
| Z801-AW.112/.. | 24/40 | a | 1 x 12 W | 1165 lm | 3000 K | ≥ 80 | 2.0 |
| Z801-AC.112/.. | 24/40 | a | 1 x 12 W | 1200 lm | 4000 K | ≥ 80 | 2.0 |
| Z801-AW.117/.. | 24/40 | a | 1 x 17 W | 1649 lm | 3000 K | ≥ 80 | 2.0 |
| Z801-AC.117/.. | 24/40 | a | 1 x 17 W | 1698 lm | 4000 K | ≥ 80 | 2.0 |

The shown value of luminous flux is useful luminous flux in solid angle 90°. The value depends on the beam angle of the light source.



- W3
- S3
- D3
- B3



230V-50Hz

Optional beam angle

24 / 40

Example of order code assembly: LED source with beam angle 24°

[Z801-AW.117/24.D3](#)



Accessories



[ZSL-K](#)
page 731



[ZSL-P](#)
page 731



[ZSA](#)
page 740



[ZVL-K](#)
page 732



[ZVA](#)
page 742



[ZLL](#)
page 733



[ZLA](#)
page 741



[Tracks](#)
page 41

EXPLANATORY NOTES

for order code assembly

| | | | | | | | | | | | | | |
|---|-----|---|----|----|---|-----|---|---|----|----|---|----|---|
| 1 | 2 | 3 | 4 | 5 | 6 | 7 | 8 | 9 | 10 | 11 | | | |
| V | 299 | s | LW | DN | . | 124 | A | / | HD | A3 | . | W3 | B |

| 1 | MOUNTING CATEGORY | | | 2 | PRODUCT CODE | | 3 | CONFIGURATION OF LIGHT FITTING | | | | | |
|---------------------|---|---|-------------------------|------|--|-------------------------------------|-----|--|-----------------------------------|--|--|--|--|
| V | recessed | L | track | 299 | type marking of light fitting | | s | control gear on cable (part of l. fitting) | | | | | |
| S | ceiling | Z | pendant | 014 | type marking of insert | | c | control gear in luminaire (part of l. fitting) | | | | | |
| N | wall | C | insert of fitting | etc. | | | a | control gear in adapter (part of l. fitting) | | | | | |
| F | floor | | | | | | r | control gear in rosette (part of l. fitting) | | | | | |
| | | | | | | | - | without control gear | | | | | |
| 4 | TYPE OF LIGHT SOURCE (SOCKET) | | | | | | | | | | | | |
| Q0 | LED PAR16 (GU10) | | | E2 | LED A60, A65 (E27) | | E2 | LED PAR20, 30, 38 (E27) | | | | | |
| 4a | TYPE OF LED LIGHT SOURCE | | | 4b | CHROMATICITY OF LED SOURCE | | 4b | SPECTRUM OF LED SOURCE | | | | | |
| A | LED COIN 111 COB, COIN 111 AC Ra >80 | | | I | warm white "interna" (2700 K) | | R | spectrum for meat and sausages | | | | | |
| B | LED COIN 111 COB Ra >90 | | | W | warm white (3000 K) | | Y | spectrum for pastry, delicatessen and cheese | | | | | |
| F | LED COIN 50 COB Ra >80 | | | B | white (3500 K) | | F | spectrum for fish | | | | | |
| G | LED COIN 50 COB Ra >90 | | | C | cool white (4000 K) | | Z | spectrum for fruits and vegetables | | | | | |
| N | LED COIN 35 COB Ra >80 | | | D | daylight white (5000 K) | | A | spectrum for art (Ra>97) | | | | | |
| P | LED COIN 35 COB Ra >90 | | | S | cool daylight (6500 K) | | V | spectrum for clothing, fashion | | | | | |
| L | LED panel Ra >80 | | | K | tunable white - commercial (2700 K-6500 K) | | P | spectrum for plant growth | | | | | |
| M | LED panel Ra >90 | | | T | dim to warm (dimming to warm chroma.) | | | | | | | | |
| C | LED COB Ra >80 | | | | | | | | | | | | |
| D | LED COB Ra >90 | | | | | | | | | | | | |
| 5 | TYPE OF CONTROL GEAR | | | | | | | 6 | NUMBER AND OUTPUT OF LIGHT SOURCE | | | | |
| BASIC CONFIGURATION | | | EMERGENCY CONFIGURATION | | | NUMBER OF SOURCES, POWER OF FITTING | | | | | | | |
| I | non-dimmable constant current driver | | | N | emergency 1h | | 108 | 1 x 8 W | | | | | |
| U | non-dimmable constant voltage driver | | | H | emergency 3h | | 114 | 1 x 14 W | | | | | |
| A | dimmable analog 1-10V | | | F | emergency 1h with autotest | | 229 | 2 x 29 W | | | | | |
| D | dimmable DALI | | | G | emergency 3h with autotest | | 337 | 3 x 37 W | | | | | |
| S | dimmable DSI | | | Z | electronic address module | | 443 | 4 x 43 W | | | | | |
| C | dimmable with CORRIDOR function | | | P | central battery system | | | | | | | | |
| T | dimmable using button 230V | | | | | | | | | | | | |
| W | dimmable using push-button on luminaire | | | | | | | | | | | | |
| L | phase dimmable | | | | | | | | | | | | |
| X | dimmable Tunable white DALI | | | | | | | | | | | | |
| B | dimmable Casambi (Bluetooth) | | | | | | | | | | | | |
| 7 | TYPE OF REFLECTOR | | | | | | | TYPE OF DIFFUSER | | | | | |
| SS | super spot - beam angle <10° | | | MDG | medium - beam angle 21-34° (gold) | | HD | smooth divided | | | | | |
| SP | spot - beam angle 10-20° | | | FLG | flood - beam angle 35-49° (gold) | | HG | powder coated gold (G1) | | | | | |
| MD | medium - beam angle 21-34° | | | HU | smooth UGR < 19 | | SB | powder coated black sand (B3) | | | | | |
| FL | flood - beam angle 35-49° | | | MU | matt UGR < 19 | | SW | powder coated white sand (W3) | | | | | |
| WF | wideflood - beam angle ≥ 50° | | | | | | xx | optional RAL colour | | | | | |
| 8 | TYPE OF COVER GLASS / FILTER | | | | | | | COLOUR OF COIN COB COVER RING | | | | | |
| T1 | tempered glass - clear | | | F4 | blue filter | | B | black | | | | | |
| T3 | tempered glass - opal | | | F5 | red filter | | W | white | | | | | |
| A1 | acrylic glass - clear | | | F6 | green filter | | | | | | | | |
| A3 | acrylic glass - opal | | | F7 | yellow filter | | | | | | | | |
| M1 | acrylic microprisma - clear | | | FH | honeycomb louvre | | | | | | | | |
| M3 | acrylic microprisma - opal | | | F9 | linear spread lens* | | | | | | | | |
| | | | | | * for use with SP/MD reflector only | | | | | | | | |
| 9 | COLOUR AND FINISH | | | 10 | SPECIAL VERSION | | | | | | | | |
| W3 | white sand interior/exterior | | | B | for assembly in concrete housing | | | | | | | | |
| S3 | silver sand interior | | | F | for assembly in facade insulation | | | | | | | | |
| B3 | black sand interior/exterior | | | KRP | for assembly in lamella ceilings | | | | | | | | |
| D3 | anthracite sand dark interior/exterior | | | P | for assembly in sheet metal ceilings | | | | | | | | |
| xx | optional RAL colour | | | | | | | | | | | | |