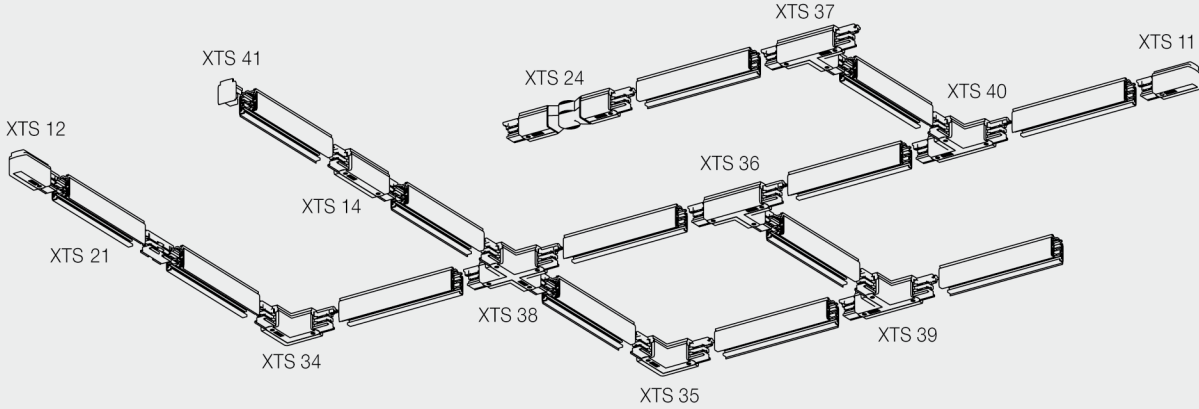


# 3-Phase track system

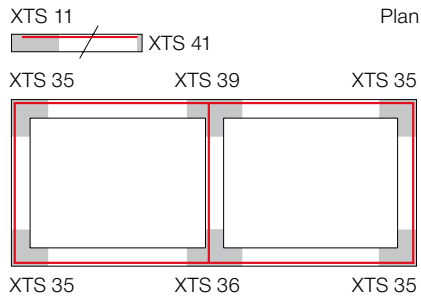
## non-dimmable version



### Advantages of feeding tracks

- easy installation - only few suspension points
- no need for structural alterations for 230V distribution
- in case of interior change just move lights in feeding tracks
- 3-phase version with the possibility of 3 lighting circuits
- almost any shape of tracks possible using accessories
- placing the luminaires using adapters along the entire length of tracks

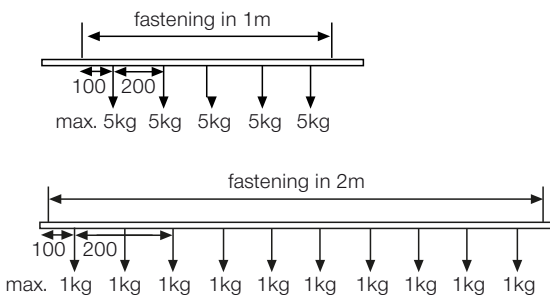
### Layout



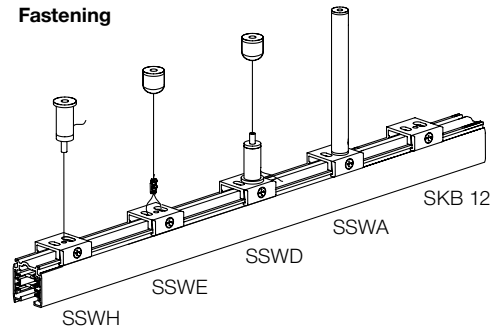
we can create track system scheme on request based on given building documentation

### Load

- recommended fastening distance of track mounting accessories (eg. suspension) is 1m



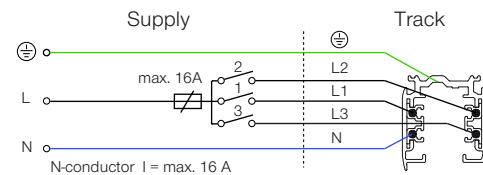
### Fastening



### Track connecting diagrams

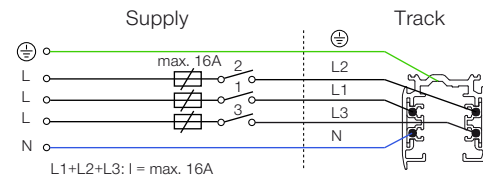
#### 1-phase, 3-circuit - 3 switches

230V AC, 16A, 3.7 kVA



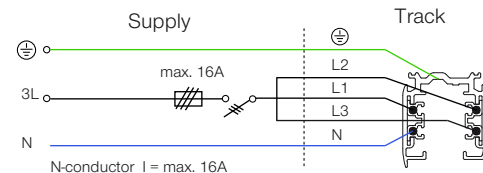
#### 3-phase, 3-circuit - 3 switches

230/400V AC, 16A, 3 x 3.7 kVA



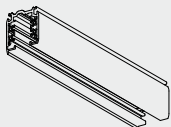
#### 3-phase, 3-circuit - 1 switch

230/400V AC, 16A, 11,1 kVA



# 3-Phase track system

non-dimmable version

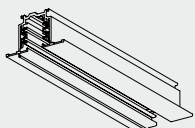
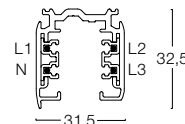


## Feeding track, suspended

- |                                      |                                      |                                      |
|--------------------------------------|--------------------------------------|--------------------------------------|
| <input type="checkbox"/> XTS 4100 -1 | <input type="checkbox"/> XTS 4100 -2 | <input type="checkbox"/> XTS 4100 -3 |
| <input type="checkbox"/> XTS 4200 -1 | <input type="checkbox"/> XTS 4200 -2 | <input type="checkbox"/> XTS 4200 -3 |
| <input type="checkbox"/> XTS 4300 -1 | <input type="checkbox"/> XTS 4300 -2 | <input type="checkbox"/> XTS 4300 -3 |
| <input type="checkbox"/> XTS 4400 -1 | <input type="checkbox"/> XTS 4400 -2 | <input type="checkbox"/> XTS 4400 -3 |

## length

- 1 m
- 2 m
- 3 m
- 4 m

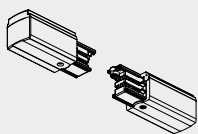
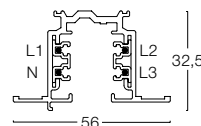


## Feeding track, recessed

- |                                       |                                       |                                       |
|---------------------------------------|---------------------------------------|---------------------------------------|
| <input type="checkbox"/> XTSF 4100 -1 | <input type="checkbox"/> XTSF 4100 -2 | <input type="checkbox"/> XTSF 4100 -3 |
| <input type="checkbox"/> XTSF 4200 -1 | <input type="checkbox"/> XTSF 4200 -2 | <input type="checkbox"/> XTSF 4200 -3 |
| <input type="checkbox"/> XTSF 4300 -1 | <input type="checkbox"/> XTSF 4300 -2 | <input type="checkbox"/> XTSF 4300 -3 |
| <input type="checkbox"/> XTSF 4400 -1 | <input type="checkbox"/> XTSF 4400 -2 | <input type="checkbox"/> XTSF 4400 -3 |

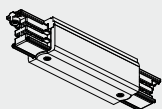
## length

- 1 m
- 2 m
- 3 m
- 4 m



## End feed

- |                                    |                                    |                                    |
|------------------------------------|------------------------------------|------------------------------------|
| <input type="checkbox"/> XTS 11 -1 | <input type="checkbox"/> XTS 11 -2 | <input type="checkbox"/> XTS 11 -3 |
| <input type="checkbox"/> XTS 12 -1 | <input type="checkbox"/> XTS 12 -2 | <input type="checkbox"/> XTS 12 -3 |



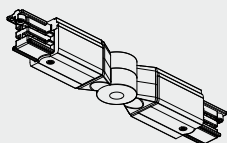
## Middle feed

- |                                    |                                    |                                    |
|------------------------------------|------------------------------------|------------------------------------|
| <input type="checkbox"/> XTS 14 -1 | <input type="checkbox"/> XTS 14 -2 | <input type="checkbox"/> XTS 14 -3 |
|------------------------------------|------------------------------------|------------------------------------|



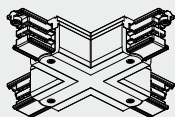
## Straight connector

- |                                    |                                    |                                    |
|------------------------------------|------------------------------------|------------------------------------|
| <input type="checkbox"/> XTS 21 -1 | <input type="checkbox"/> XTS 21 -2 | <input type="checkbox"/> XTS 21 -3 |
|------------------------------------|------------------------------------|------------------------------------|



## Adjustable corner connector

- |                                    |                                    |                                    |
|------------------------------------|------------------------------------|------------------------------------|
| <input type="checkbox"/> XTS 24 -1 | <input type="checkbox"/> XTS 24 -2 | <input type="checkbox"/> XTS 24 -3 |
|------------------------------------|------------------------------------|------------------------------------|

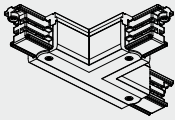


## X feed

- |                                    |                                    |                                    |
|------------------------------------|------------------------------------|------------------------------------|
| <input type="checkbox"/> XTS 38 -1 | <input type="checkbox"/> XTS 38 -2 | <input type="checkbox"/> XTS 38 -3 |
|------------------------------------|------------------------------------|------------------------------------|

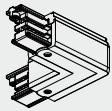
# 3-Phase track system

non-dimmable version



## T - feed

- |                                    |   |                                    |
|------------------------------------|---|------------------------------------|
| <input type="checkbox"/> XTS 36 -1 | <input checked="" type="checkbox"/> XTS 36 -2 | <input type="checkbox"/> XTS 36 -3 |
| <input type="checkbox"/> XTS 37 -1 | <input checked="" type="checkbox"/> XTS 37 -2 | <input type="checkbox"/> XTS 37 -3 |
| <input type="checkbox"/> XTS 39 -1 | <input checked="" type="checkbox"/> XTS 39 -2 | <input type="checkbox"/> XTS 39 -3 |
| <input type="checkbox"/> XTS 40 -1 | <input checked="" type="checkbox"/> XTS 40 -2 | <input type="checkbox"/> XTS 40 -3 |



## L - feed

- |                                    |   |                                    |
|------------------------------------|---|------------------------------------|
| <input type="checkbox"/> XTS 34 -1 | <input checked="" type="checkbox"/> XTS 34 -2 | <input type="checkbox"/> XTS 34 -3 |
| <input type="checkbox"/> XTS 35 -1 | <input checked="" type="checkbox"/> XTS 35 -2 | <input type="checkbox"/> XTS 35 -3 |



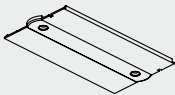
## End cap

- |                                    |   |                                    |
|------------------------------------|---|------------------------------------|
| <input type="checkbox"/> XTS 41 -1 | <input checked="" type="checkbox"/> XTS 41 -2 | <input type="checkbox"/> XTS 41 -3 |
|------------------------------------|---|------------------------------------|



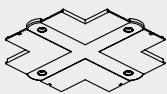
## Ceiling clamp, suspension clamp

- |                                    |   |                                    |
|------------------------------------|---|------------------------------------|
| <input type="checkbox"/> SKB 12 -1 | <input checked="" type="checkbox"/> SKB 12 -2 | <input type="checkbox"/> SKB 12 -3 |
|------------------------------------|---|------------------------------------|



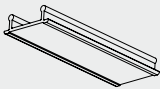
## Cover plate for end connector for recessed tracks

- |                                     |  |                                     |
|-------------------------------------|--|-------------------------------------|
| <input type="checkbox"/> XTSF 10 -1 | <input checked="" type="checkbox"/> XTSF 10 -2 | <input type="checkbox"/> XTSF 10 -3 |
|-------------------------------------|--|-------------------------------------|



## Cover plate T, L, X connector for recessed tracks

- |                                     |  |                                     |
|-------------------------------------|--|-------------------------------------|
| <input type="checkbox"/> XTSF 30 -1 | <input checked="" type="checkbox"/> XTSF 30 -2 | <input type="checkbox"/> XTSF 30 -3 |
|-------------------------------------|--|-------------------------------------|



## Cover strip

- |  |                                     |
|--|-------------------------------------|
| <input checked="" type="checkbox"/> XTSP 11 -2 | <input type="checkbox"/> XTSP 11 -3 |
|--|-------------------------------------|



## Mounting bracket for recessed tracks

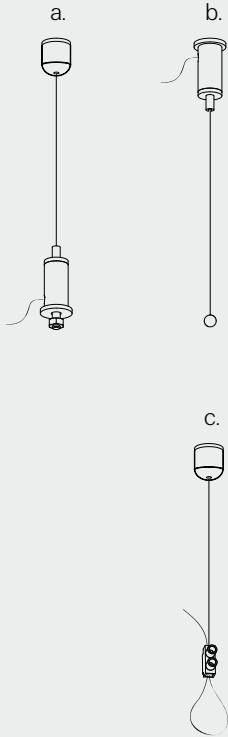
XTSF-MK

## Colour option

- |                             |      |  |       |                             |       |
|-----------------------------|------|--|-------|-----------------------------|-------|
| <input type="checkbox"/> -1 | gray | <input checked="" type="checkbox"/> -2 | black | <input type="checkbox"/> -3 | white |
|-----------------------------|------|--|-------|-----------------------------|-------|

# 3-Phase track system

non-dimmable version, accessories



## One-string suspension with bottom lock-off device (a)

SSWD10	1 m
SSWD20	2 m
SSWD30	3 m
SSWD40	4 m
SSWD50	5 m

## One-string suspension with top lock-off device (b)

SSWH10	1 m
SSWH20	2 m
SSWH30	3 m
SSWH40	4 m
SSWH50	5 m

## One-string suspension economy (c)

SSWE10	1 m
SSWE20	2 m
SSWE30	3 m
SSWE40	4 m
SSWE50	5 m



## Solid suspension

Order code	length	colour of suspension
SSWA...-	min. 0,1m - max. 2m	S3, B3, W3

Example of order code assembly:

length 0,5m, color black sand  
length 1m, colour white sand

SSWA05-B3  
SSWA10-W3

## Colour option for solid suspension

-S3 silver     -B3 black     -W3 white