

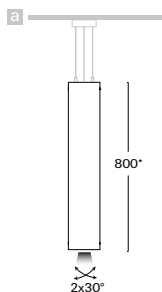
Z831

LED pendant light fittings

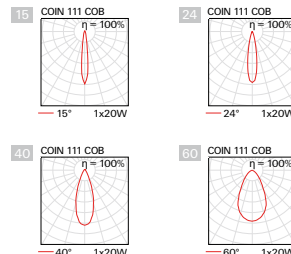
pendant light fitting with electronic control gear and light source COIN 111 COB • optional beam angle • tiltable in two directions for about 30° • housing from powder painted aluminium profile • colour option • optional colour of COIN 111 COB cover ring black or white • suspension is ordered separately • rated median operational life-time of luminaire 50 000h L70/B50 at Ta = 25°C • Standard Deviation Colour Matching MacAdam 2-step



LED COIN 111 COB B



* different dimensions possible



Order code	Angle	Pict.	Power	Flux	Tc	Ra	kg
Z831cBII.108/..	15/24/40/60	a	1 x 8 W	748 lm	2700 K	≥ 90	3,1
Z831cAWI.108/..	15/24/40/60	a	1 x 8 W	952 lm	3000 K	≥ 80	3,1
Z831cACI.108/..	15/24/40/60	a	1 x 8 W	986 lm	4000 K	≥ 80	3,1
Z831cBII.110/..	15/24/40/60	a	1 x 10 W	902 lm	2700 K	≥ 90	3,1
Z831cAWI.110/..	15/24/40/60	a	1 x 10 W	1148 lm	3000 K	≥ 80	3,1
Z831cACI.110/..	15/24/40/60	a	1 x 10 W	1189 lm	4000 K	≥ 80	3,1
Z831cBII.114/..	15/24/40/60	a	1 x 14 W	1232 lm	2700 K	≥ 90	3,1
Z831cAWI.114/..	15/24/40/60	a	1 x 14 W	1568 lm	3000 K	≥ 80	3,1
Z831cACI.114/..	15/24/40/60	a	1 x 14 W	1624 lm	4000 K	≥ 80	3,1
Z831cBII.120/..	15/24/40/60	a	1 x 20 W	1672 lm	2700 K	≥ 90	3,1
Z831cAWI.120/..	15/24/40/60	a	1 x 20 W	2128 lm	3000 K	≥ 80	3,1
Z831cACI.120/..	15/24/40/60	a	1 x 20 W	2204 lm	4000 K	≥ 80	3,1
Z831cBII.128/..	15/24/40/60	a	1 x 28 W	2380 lm	2700 K	≥ 90	3,1
Z831cAWI.128/..	15/24/40/60	a	1 x 28 W	2905 lm	3000 K	≥ 80	3,1
Z831cACI.128/..	15/24/40/60	a	1 x 28 W	3045 lm	4000 K	≥ 80	3,1
Z831cBII.136/..	24/40/60	a	1 x 36 W	2992 lm	2700 K	≥ 90	3,1
Z831cAWI.136/..	24/40/60	a	1 x 36 W	3652 lm	3000 K	≥ 80	3,1
Z831cACI.136/..	24/40/60	a	1 x 36 W	3828 lm	4000 K	≥ 80	3,1
Z831cBII.142/..	24/40/60	a	1 x 42 W	3400 lm	2700 K	≥ 90	3,1
Z831cAWI.142/..	24/40/60	a	1 x 42 W	4150 lm	3000 K	≥ 80	3,1
Z831cACI.142/..	24/40/60	a	1 x 42 W	4350 lm	4000 K	≥ 80	3,1

The shown value of luminous flux is useful luminous flux in solid angle 90°. The value depends on the beam angle of the light source.

Higher colour rendering index (CRI) 2700K only for Ra90

B

Example of order code assembly: [Ra ≥90](#)

[Z831cBCI.128/24B.D3](#)

Dimmable version (* not available for 8W)

A* / B / C / D / T / L*

Example of order code assembly: [dimmable DALI](#)

[Z831cACD.128/24B.D3](#)

Optional beam angle

15 / 24 / 40 / 60

Example of order code assembly: [LED source with beam angle 24°](#)

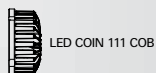
[Z831cACI.128/24B.D3](#)

Optional colour of COIN 111 COB covering ring

B / W

Example of order code assembly: [black ring COIN 111 COB](#)

[Z831cACI.128/24B.D3](#)



LED COIN 111 COB



230V-50Hz



Accessories



ZSB2-H
page 746

EXPLANATORY NOTES

for order code assembly

1	2	3	4	5	6	7	8	9	10	11			
V	299	s	LW	DN	.	124	A	/	HD	A3	.	W3	B

1	MOUNTING CATEGORY			2	PRODUCT CODE		3	CONFIGURATION OF LIGHT FITTING				
V	recessed	L	track	299	type marking of light fitting		s	control gear on cable (part of l. fitting)				
S	ceiling	Z	pendant	014	type marking of insert		c	control gear in luminaire (part of l. fitting)				
N	wall	C	insert of fitting	etc.			a	control gear in adapter (part of l. fitting)				
F	floor						r	control gear in rosette (part of l. fitting)				
							-	without control gear				
4	TYPE OF LIGHT SOURCE (SOCKET)											
Q0	LED PAR16 (GU10)			E2	LED A60, A65 (E27)		E2	LED PAR20, 30, 38 (E27)				
4a	TYPE OF LED LIGHT SOURCE			4b	CHROMATICITY OF LED SOURCE		4b	SPECTRUM OF LED SOURCE				
A	LED COIN 111 COB, COIN 111 AC Ra >80			I	warm white "interna" (2700 K)		R	spectrum for meat and sausages				
B	LED COIN 111 COB Ra >90			W	warm white (3000 K)		Y	spectrum for pastry, delicatessen and cheese				
F	LED COIN 50 COB Ra >80			B	white (3500 K)		F	spectrum for fish				
G	LED COIN 50 COB Ra >90			C	cool white (4000 K)		Z	spectrum for fruits and vegetables				
N	LED COIN 35 COB Ra >80			D	daylight white (5000 K)		A	spectrum for art (Ra>97)				
P	LED COIN 35 COB Ra >90			S	cool daylight (6500 K)		V	spectrum for clothing, fashion				
L	LED panel Ra >80			K	tunable white - commercial (2700 K-6500 K)		P	spectrum for plant growth				
M	LED panel Ra >90			T	dim to warm (dimming to warm chroma.)							
C	LED COB Ra >80											
D	LED COB Ra >90											
5	TYPE OF CONTROL GEAR						6	NUMBER AND OUTPUT OF LIGHT SOURCE				
	BASIC CONFIGURATION				EMERGENCY CONFIGURATION			NUMBER OF SOURCES, POWER OF FITTING				
I	non-dimmable constant current driver			N	emergency 1h		108	1 x 8 W				
U	non-dimmable constant voltage driver			H	emergency 3h		114	1 x 14 W				
A	dimmable analog 1-10V			F	emergency 1h with autotest		229	2 x 29 W				
D	dimmable DALI			G	emergency 3h with autotest		337	3 x 37 W				
S	dimmable DSI			Z	electronic address module		443	4 x 43 W				
C	dimmable with CORRIDOR function			P	central battery system							
T	dimmable using button 230V											
W	dimmable using push-button on luminaire											
L	phase dimmable											
X	dimmable Tunable white DALI											
B	dimmable Casambi (Bluetooth)											
7	TYPE OF REFLECTOR							TYPE OF DIFFUSER				
SS	super spot - beam angle <10°			MDG	medium - beam angle 21-34° (gold)		HD	smooth divided				
SP	spot - beam angle 10-20°			FLG	flood - beam angle 35-49° (gold)		HG	powder coated gold (G1)				
MD	medium - beam angle 21-34°			HU	smooth UGR < 19		SB	powder coated black sand (B3)				
FL	flood - beam angle 35-49°			MU	matt UGR < 19		SW	powder coated white sand (W3)				
WF	wideflood - beam angle ≥ 50°						xx	optional RAL colour				
8	TYPE OF COVER GLASS / FILTER							COLOUR OF COIN COB COVER RING				
T1	tempered glass - clear			F4	blue filter		B	black				
T3	tempered glass - opal			F5	red filter		W	white				
A1	acrylic glass - clear			F6	green filter							
A3	acrylic glass - opal			F7	yellow filter							
M1	acrylic microprisma - clear			FH	honeycomb louvre							
M3	acrylic microprisma - opal			F9	linear spread lens*							
					* for use with SP/MD reflector only							
9	COLOUR AND FINISH			10	SPECIAL VERSION							
W3	white sand interior/exterior			B	for assembly in concrete housing							
S3	silver sand interior			F	for assembly in facade insulation							
B3	black sand interior/exterior			KRP	for assembly in lamella ceilings							
D3	anthracite sand dark interior/exterior			P	for assembly in sheet metal ceilings							
xx	optional RAL colour											