

V136

LED recessed spotlights

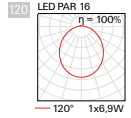
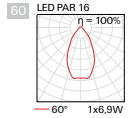
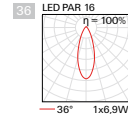
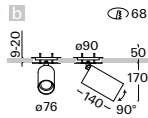
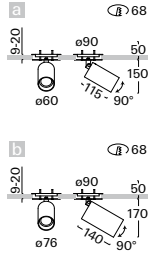
recessed light fitting for LED light sources • 355° rotatable and 90° tiltable • housing from aluminium profile • colour option



LED PAR 16 / ø 60



LED PAR 16 / ø 76



Order code

V136-Q0.110/16
V136-Q0.110/16b

Pict.

a
b

Source

LED PAR 16
LED PAR 16

Power

max. 1x10W
max. 1x10W

Socket

GU10
GU10

kg

0.4
0.5



- W3
- S3
- D3
- B3



230V-50Hz



Accessories



ZPK
page 144



KZMK
page 144



KALK
page 144



KRP
page 144

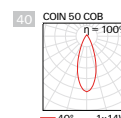
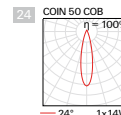
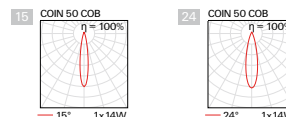
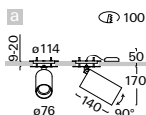
V136

LED recessed spotlights

recessed light fitting for LED source COIN 50 COB • 355° rotatable and 90° tiltable • housing from aluminium profile • colour option • optional colour of COIN 50 COB cover ring black or white • light source is part of the light fitting • rated median operational life-time of luminaire 50 000h L70/B50 at Ta = 25°C • Standard Deviation Colour Matching MacAdam 2-step



LED COIN 50 COB B



| Order code | Pict. | Power | Flux | Tc | Ra | kg |
|------------------|-------|----------|---------|--------|------|-----|
| V136sFII.108b/.. | a | 1 x 8 W | 559 lm | 2700 K | ≥ 80 | 1,3 |
| V136sFWI.108b/.. | a | 1 x 8 W | 673 lm | 3000 K | ≥ 80 | 1,3 |
| V136sFCI.108b/.. | a | 1 x 8 W | 706 lm | 4000 K | ≥ 80 | 1,3 |
| V136sFII.110b/.. | a | 1 x 10 W | 700 lm | 2700 K | ≥ 80 | 1,3 |
| V136sFWI.110b/.. | a | 1 x 10 W | 843 lm | 3000 K | ≥ 80 | 1,3 |
| V136sFCI.110b/.. | a | 1 x 10 W | 885 lm | 4000 K | ≥ 80 | 1,3 |
| V136sFII.114b/.. | a | 1 x 14 W | 981 lm | 2700 K | ≥ 80 | 1,3 |
| V136sFWI.114b/.. | a | 1 x 14 W | 1180 lm | 3000 K | ≥ 80 | 1,3 |
| V136sFCI.114b/.. | a | 1 x 14 W | 1239 lm | 4000 K | ≥ 80 | 1,3 |

The shown value of luminous flux is useful luminous flux in solid angle 90°. The value depends on the beam angle of the light source.

Higher colour rendering index value (CRI)

G

Example of order code assembly: Ra ≥ 90

V136sGWI.114b/24B.D3

Dimmable version (* not available for 8W)

A* / B / D / T

Example of order code assembly: dimmable DALI

V136sFWD.114b/24B.D3

Optional beam angle

15 / 24 / 40

Example of order code assembly: LED source with beam angle 24°

V136sFWI.114b/24B.D3

Optional colour of COIN 50 COB covering ring

B / W

Example of order code assembly: black ring COIN 50 COB

V136sFWI.114b/24B.D3



LED COIN 50

- W3
- S3
- D3
- B3



230V-50Hz



Complements



F9-050
linear spr. lens



Accessories



ZPK
page 144



KZMK
page 144



KALK
page 144



KRP
page 144



KL-05
barn doors

EXPLANATORY NOTES

for order code assembly

| | | | | | | | | | | | | | |
|---|-----|---|----|----|---|-----|---|---|----|----|---|----|---|
| 1 | 2 | 3 | 4 | 5 | 6 | 7 | 8 | 9 | 10 | 11 | | | |
| V | 299 | s | LW | DN | . | 124 | A | / | HD | A3 | . | W3 | B |

| 1 | MOUNTING CATEGORY | | | 2 | PRODUCT CODE | | 3 | CONFIGURATION OF LIGHT FITTING | | | | |
|---------------------|---|---|-------------------|-------------------------|--|--|-------------------------------------|--|--|--|--|--|
| V | recessed | L | track | 299 | type marking of light fitting | | s | control gear on cable (part of l. fitting) | | | | |
| S | ceiling | Z | pendant | 014 | type marking of insert | | c | control gear in luminaire (part of l. fitting) | | | | |
| N | wall | C | insert of fitting | etc. | | | a | control gear in adapter (part of l. fitting) | | | | |
| F | floor | | | | | | r | control gear in rosette (part of l. fitting) | | | | |
| | | | | | | | - | without control gear | | | | |
| 4 | TYPE OF LIGHT SOURCE (SOCKET) | | | | | | | | | | | |
| Q0 | LED PAR16 (GU10) | | | E2 | LED A60, A65 (E27) | | E2 | LED PAR20, 30, 38 (E27) | | | | |
| 4a | TYPE OF LED LIGHT SOURCE | | | 4b | CHROMATICITY OF LED SOURCE | | 4b | SPECTRUM OF LED SOURCE | | | | |
| A | LED COIN 111 COB, COIN 111 AC Ra >80 | | | I | warm white "interna" (2700 K) | | R | spectrum for meat and sausages | | | | |
| B | LED COIN 111 COB Ra >90 | | | W | warm white (3000 K) | | Y | spectrum for pastry, delicatessen and cheese | | | | |
| F | LED COIN 50 COB Ra >80 | | | B | white (3500 K) | | F | spectrum for fish | | | | |
| G | LED COIN 50 COB Ra >90 | | | C | cool white (4000 K) | | Z | spectrum for fruits and vegetables | | | | |
| N | LED COIN 35 COB Ra >80 | | | D | daylight white (5000 K) | | A | spectrum for art (Ra>97) | | | | |
| P | LED COIN 35 COB Ra >90 | | | S | cool daylight (6500 K) | | V | spectrum for clothing, fashion | | | | |
| L | LED panel Ra >80 | | | K | tunable white - commercial (2700 K-6500 K) | | P | spectrum for plant growth | | | | |
| M | LED panel Ra >90 | | | T | dim to warm (dimming to warm chroma.) | | | | | | | |
| C | LED COB Ra >80 | | | | | | | | | | | |
| D | LED COB Ra >90 | | | | | | | | | | | |
| 5 | TYPE OF CONTROL GEAR | | | | | | 6 | NUMBER AND OUTPUT OF LIGHT SOURCE | | | | |
| BASIC CONFIGURATION | | | | EMERGENCY CONFIGURATION | | | NUMBER OF SOURCES, POWER OF FITTING | | | | | |
| I | non-dimmable constant current driver | | | N | emergency 1h | | 108 | 1 x 8 W | | | | |
| U | non-dimmable constant voltage driver | | | H | emergency 3h | | 114 | 1 x 14 W | | | | |
| A | dimmable analog 1-10V | | | F | emergency 1h with autotest | | 229 | 2 x 29 W | | | | |
| D | dimmable DALI | | | G | emergency 3h with autotest | | 337 | 3 x 37 W | | | | |
| S | dimmable DSI | | | Z | electronic address module | | 443 | 4 x 43 W | | | | |
| C | dimmable with CORRIDOR function | | | P | central battery system | | | | | | | |
| T | dimmable using button 230V | | | | | | | | | | | |
| W | dimmable using push-button on luminaire | | | | | | | | | | | |
| L | phase dimmable | | | | | | | | | | | |
| X | dimmable Tunable white DALI | | | | | | | | | | | |
| B | dimmable Casambi (Bluetooth) | | | | | | | | | | | |
| 7 | TYPE OF REFLECTOR | | | | | | | TYPE OF DIFFUSER | | | | |
| SS | super spot - beam angle <10° | | | MDG | medium - beam angle 21-34° (gold) | | HD | smooth divided | | | | |
| SP | spot - beam angle 10-20° | | | FLG | flood - beam angle 35-49° (gold) | | HG | powder coated gold (G1) | | | | |
| MD | medium - beam angle 21-34° | | | HU | smooth UGR < 19 | | SB | powder coated black sand (B3) | | | | |
| FL | flood - beam angle 35-49° | | | MU | matt UGR < 19 | | SW | powder coated white sand (W3) | | | | |
| WF | wideflood - beam angle ≥ 50° | | | | | | xx | optional RAL colour | | | | |
| 8 | TYPE OF COVER GLASS / FILTER | | | | | | | COLOUR OF COIN COB COVER RING | | | | |
| T1 | tempered glass - clear | | | F4 | blue filter | | B | black | | | | |
| T3 | tempered glass - opal | | | F5 | red filter | | W | white | | | | |
| A1 | acrylic glass - clear | | | F6 | green filter | | | | | | | |
| A3 | acrylic glass - opal | | | F7 | yellow filter | | | | | | | |
| M1 | acrylic microprisma - clear | | | FH | honeycomb louvre | | | | | | | |
| M3 | acrylic microprisma - opal | | | F9 | linear spread lens* | | | | | | | |
| | | | | | * for use with SP/MD reflector only | | | | | | | |
| 9 | COLOUR AND FINISH | | | 10 | SPECIAL VERSION | | | | | | | |
| W3 | white sand interior/exterior | | | B | for assembly in concrete housing | | | | | | | |
| S3 | silver sand interior | | | F | for assembly in facade insulation | | | | | | | |
| B3 | black sand interior/exterior | | | KRP | for assembly in lamella ceilings | | | | | | | |
| D3 | anthracite sand dark interior/exterior | | | P | for assembly in sheet metal ceilings | | | | | | | |
| xx | optional RAL colour | | | | | | | | | | | |