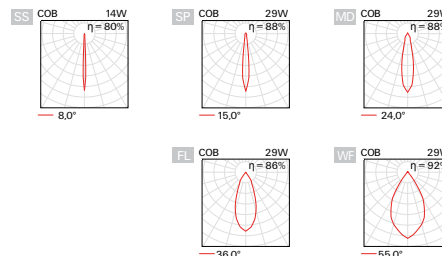
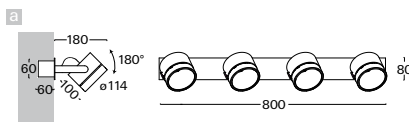


D314

LED spotlights in-built - wall mounted

in-built luminaire for wall assembly • 355° rotatable and 180° tiltable • housing of aluminium sheet • integrated electronic control gear • colour option • efficient high quality aluminium reflectors • rated median operational life-time of luminaire 50 000h L70/B50 at Ta = 25°C • Standard Deviation Colour Matching MacAdam 3-step • additional protective glass or optional filter • combination of Tc, beam angles, power, CRI and accessories possible



FL

Order code	Pict.	Power	Flux	Tc	Ra	kg
D314cCWI.408/..	a	4 x 8 W	4 x 1140 lm	3000 K	≥ 80	3,0
D314cCCI.408/..	a	4 x 8 W	4 x 1180 lm	4000 K	≥ 80	3,0
D314cCDI.408/..	a	4 x 8 W	4 x 1180 lm	5000 K	≥ 80	3,0
D314cCWI.410/..	a	4 x 10 W	4 x 1400 lm	3000 K	≥ 80	3,0
D314cCCI.410/..	a	4 x 10 W	4 x 1450 lm	4000 K	≥ 80	3,0
D314cCDI.410/..	a	4 x 10 W	4 x 1450 lm	5000 K	≥ 80	3,0
D314cCWI.414/..	a	4 x 14 W	4 x 1950 lm	3000 K	≥ 80	3,0
D314cCCI.414/..	a	4 x 14 W	4 x 2000 lm	4000 K	≥ 80	3,0
D314cCDI.414/..	a	4 x 14 W	4 x 2000 lm	5000 K	≥ 80	3,0
D314cCWI.420/..	a	4 x 20 W	4 x 2600 lm	3000 K	≥ 80	3,0
D314cCCI.420/..	a	4 x 20 W	4 x 2650 lm	4000 K	≥ 80	3,0
D314cCDI.420/..	a	4 x 20 W	4 x 2650 lm	5000 K	≥ 80	3,0
D314cCWI.429/..	a	4 x 29 W	4 x 3500 lm	3000 K	≥ 80	3,0
D314cCCI.429/..	a	4 x 29 W	4 x 3600 lm	4000 K	≥ 80	3,0
D314cCDI.429/..	a	4 x 29 W	4 x 3600 lm	5000 K	≥ 80	3,0
D314cCWI.437/..	a	4 x 37 W	4 x 4200 lm	3000 K	≥ 80	3,0
D314cCCI.437/..	a	4 x 37 W	4 x 4300 lm	4000 K	≥ 80	3,0
D314cCDI.437/..	a	4 x 37 W	4 x 4300 lm	5000 K	≥ 80	3,0
D314cCWI.443/..	a	4 x 43 W	4 x 4900 lm	3000 K	≥ 80	3,0
D314cCCI.443/..	a	4 x 43 W	4 x 5000 lm	4000 K	≥ 80	3,0
D314cCDI.443/..	a	4 x 43 W	4 x 5000 lm	5000 K	≥ 80	3,0

Dimmable version

B / C / D / T

Example of order code assembly: [dimmable DALI](#)

[D314cCCD.443/MD.D3](#)

Optional types of reflector (* max. 14W)

SS* / SP / MD / FL / WF / MDG / FLG

Example of order code assembly: [reflector with beam angle MD](#)

[D314cCCI.443/MD.D3](#)


Higher colour rendering index value - CRI (only for Tc 3000K, 4000K)

D

Example of order code assembly: [Ra ≥90](#)

[D314cDCI.443/MD.D3](#)

Optional types of glass / filters




Example of order code assembly:

[honeycomb](#)

[D314cCCI.443/MDFH.D3](#)

Accessories



LED COB

W3

S3

D3

B3



230V-50Hz

EXPLANATORY NOTES

for order code assembly

1	2	3	4	5	6	7	8	9	10	11			
V	299	s	LW	DN	.	124	A	/	HD	A3	.	W3	B

1	MOUNTING CATEGORY			2	PRODUCT CODE		3	CONFIGURATION OF LIGHT FITTING				
V	recessed	L	track	299	type marking of light fitting		s	control gear on cable (part of l. fitting)				
S	ceiling	Z	pendant	014	type marking of insert		c	control gear in luminaire (part of l. fitting)				
N	wall	C	insert of fitting	etc.			a	control gear in adapter (part of l. fitting)				
F	floor	B	luminaire base				r	control gear in rosette (part of l. fitting)				
							-	without control gear				
4	TYPE OF LIGHT SOURCE (SOCKET)											
Q0	LED PAR16 (GU10)			E2	LED A60, A65 (E27)		E2	LED PAR20, 30, 38 (E27)				
4a	TYPE OF LED LIGHT SOURCE			4b	CHROMATICITY OF LED SOURCE		4b	SPECTRUM OF LED SOURCE				
A	LED COIN 111 AC, COIN 111			I	warm white "interna" (2700 K)		R	spectrum for meat and sausages				
L	LED plate Ra >80			W	warm white (3000 K)		Y	spectrum for pastry, delicatessen and cheese				
M	LED plate Ra >90			B	white (3500 K)		F	spectrum for fish				
C	LED COB Ra >80			C	cool white (4000 K)		Z	spectrum for fruits and vegetables				
D	LED COB Ra >90			D	daylight white (5000 K)		A	spectrum for art (Ra>97)				
				S	cool daylight (6500 K)		V	spectrum for clothing, fashion				
				H	tunable white - residential (1800 K-4000 K)		P	spectrum for plant growth				
				K	tunable white - commercial (2700 K-6500 K)		6	blue spectrum				
				T	dim to warm (dimming to warm chroma.)							
5	TYPE OF CONTROL GEAR						6	NUMBER AND OUTPUT OF LIGHT SOURCE				
	BASIC CONFIGURATION				EMERGENCY CONFIGURATION			NUMBER OF SOURCES, POWER OF FITTING				
A	dimmable analog 1-10V			N	emergency 1h		108	1 x 8 W				
D	dimmable DALI			H	emergency 3h		114	1 x 14 W				
S	dimmable DSI			Z	electronic address module		229	2 x 29 W				
C	dimmable CORRIDOR function			P	central battery system		337	3 x 37 W				
T	dimmable using button 230V						443	4 x 43 W				
W	individually dimmable using button											
L	phase dimmable											
I	constant current driver											
X	Tunable white DALI											
B	Casambi (Bluetooth)											
U	constant voltage driver											
7	TYPE OF REFLECTOR							TYPE OF DIFFUSER				
SS	super spot - beam angle <10°			MDG	medium reflector - gold		HD	smooth divided				
SP	spot - beam angle 10-20°			FLG	flood reflector - gold		HG	smooth gold (G1)				
MD	medium - beam angle 21-34°			HU	smooth UGR < 19		SB	smooth in black sand (B3)				
FL	flood - beam angle 35-49°			MU	matt UGR < 19		SW	smooth in white sand (W3)				
WF	wideflood - beam angle ≥ 50°											
8	TYPE OF COVER GLASS / FILTER											
T1	tempered glass - clear			F4	blue filter		FH	honeycomb louvre				
T3	tempered glass - opal			F5	red filter		F9	linear spread lens*				
A1	acrylic glass - clear			F6	green filter							
A3	acrylic glass - opal			F7	yellow filter							
M3	acrylic microprisma - opal											
P1	acrylic prisma - clear											
9	COLOUR AND FINISH			10	SPECIAL VERSION							
W3	white sand interior/exterior			B	for assembly in concrete housing							
S3	silver sand interior			F	for assembly in facade insulation							
B3	black sand interior/exterior			KRP	for assembly in lamella ceilings							
D3	anthracite sand dark interior/exterior			P	for assembly in sheet metal ceilings							
xx	optional RAL colour											