

S614

LED downlights

round ceiling light fitting with electronic control gear • only direct illumination version or direct-indirect version DN creating enhancing light effect on the ceiling • housing from powder painted steel sheet • colour option • smooth opal or opal microprismatic diffusor of PMMA with covering • rated median operational life-time of luminaire 50 000h L70/B50 at Ta = 25°C • Standard Deviation Colour Matching MacAdam 3-step • for both ceiling and wall assembly • diffusive protective cover of indirect illumination • accessories for pendant version ordered separately



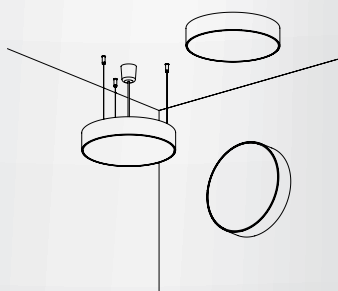
DIA3



DNA3



DIA3x



MULTIPLE MOUNTING OPTIONS

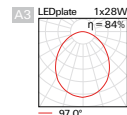
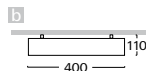
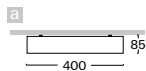


LED plate

- W3
- S3
- D3
- B3



230V-50Hz



Order code	Pict.	Power	Flux	Tc	Ra	kg
S614cLWI.120/DI ..	a	1 x 20 W	2820 lm	3000 K	≥ 80	3,0
S614cLCI.120/DI ..	a	1 x 20 W	2990 lm	4000 K	≥ 80	3,0
S614cLDI.120/DI ..	a	1 x 20 W	3070 lm	5000 K	≥ 80	3,0
S614cLWI.128/DI ..	a	1 x 28 W	4030 lm	3000 K	≥ 80	3,0
S614cLCI.128/DI ..	a	1 x 28 W	4270 lm	4000 K	≥ 80	3,0
S614cLDI.128/DI ..	a	1 x 28 W	4390 lm	5000 K	≥ 80	3,0
S614cLWI.140/DI ..	a	1 x 40 W	5420 lm	3000 K	≥ 80	3,0
S614cLCI.140/DI ..	a	1 x 40 W	5740 lm	4000 K	≥ 80	3,0
S614cLDI.140/DI ..	a	1 x 40 W	5900 lm	5000 K	≥ 80	3,0
S614cLWI.120/DN ..	b	1 x 20 W	2820 lm	3000 K	≥ 80	3,1
S614cLCI.120/DN ..	b	1 x 20 W	2990 lm	4000 K	≥ 80	3,1
S614cLDI.120/DN ..	b	1 x 20 W	3070 lm	5000 K	≥ 80	3,1
S614cLWI.128/DN ..	b	1 x 28 W	4030 lm	3000 K	≥ 80	3,1
S614cLCI.128/DN ..	b	1 x 28 W	4270 lm	4000 K	≥ 80	3,1
S614cLDI.128/DN ..	b	1 x 28 W	4390 lm	5000 K	≥ 80	3,1
S614cLWI.140/DN ..	b	1 x 40 W	5420 lm	3000 K	≥ 80	3,1
S614cLCI.140/DN ..	b	1 x 40 W	5740 lm	4000 K	≥ 80	3,1
S614cLDI.140/DN ..	b	1 x 40 W	5900 lm	5000 K	≥ 80	3,1

Higher colour rendering index value - CRI

M

Example of order code assembly: [Ra ≥90](#)

[S614cMDI.140/DIA3.D3](#)

Dimmable version

B / D / T

Example of order code assembly: [dimmable DALI](#)

[S614cLWD.140/DIA3.D3](#)



Optional types of acrylic glass



A3 acrylic M3 microprisma A3x acrylic M3x microprisma

Example or order code assembly:

[acrylic glass - opal](#)

[S614cLDI.140/DIA3.D3](#)



Accessories



ZSC page 736 ZSC-H page 750 ZSM-K page 734 ZSM-P page 734 ZVM-K page 735

EXPLANATORY NOTES

for order code assembly

1	2	3	4	5	6	7	8	9	10	11			
V	299	s	LW	DN	.	124	A	/	HD	A3	.	W3	B

1	MOUNTING CATEGORY			2	PRODUCT CODE		3	CONFIGURATION OF LIGHT FITTING				
V	recessed	L	track	299	type marking of light fitting		s	control gear on cable (part of l. fitting)				
S	ceiling	Z	pendant	014	type marking of insert		c	control gear in luminaire (part of l. fitting)				
N	wall	C	insert of fitting	etc.			a	control gear in adapter (part of l. fitting)				
F	floor						r	control gear in rosette (part of l. fitting)				
							-	without control gear				
4	TYPE OF LIGHT SOURCE (SOCKET)											
Q0	LED PAR16 (GU10)			E2	LED A60, A65 (E27)		E2	LED PAR20, 30, 38 (E27)				
4a	TYPE OF LED LIGHT SOURCE			4b	CHROMATICITY OF LED SOURCE		4b	SPECTRUM OF LED SOURCE				
A	LED COIN 111 COB, COIN 111 AC Ra >80			I	warm white "interna" (2700 K)		R	spectrum for meat and sausages				
B	LED COIN 111 COB Ra >90			W	warm white (3000 K)		Y	spectrum for pastry, delicatessen and cheese				
F	LED COIN 50 COB Ra >80			B	white (3500 K)		F	spectrum for fish				
G	LED COIN 50 COB Ra >90			C	cool white (4000 K)		Z	spectrum for fruits and vegetables				
N	LED COIN 35 COB Ra >80			D	daylight white (5000 K)		A	spectrum for art (Ra>97)				
P	LED COIN 35 COB Ra >90			S	cool daylight (6500 K)		V	spectrum for clothing, fashion				
L	LED panel Ra >80			K	tunable white - commercial (2700 K-6500 K)		P	spectrum for plant growth				
M	LED panel Ra >90			T	dim to warm (dimming to warm chroma.)							
C	LED COB Ra >80											
D	LED COB Ra >90											
5	TYPE OF CONTROL GEAR						6	NUMBER AND OUTPUT OF LIGHT SOURCE				
	BASIC CONFIGURATION				EMERGENCY CONFIGURATION			NUMBER OF SOURCES, POWER OF FITTING				
I	non-dimmable constant current driver			N	emergency 1h		108	1 x 8 W				
U	non-dimmable constant voltage driver			H	emergency 3h		114	1 x 14 W				
A	dimmable analog 1-10V			F	emergency 1h with autotest		229	2 x 29 W				
D	dimmable DALI			G	emergency 3h with autotest		337	3 x 37 W				
S	dimmable DSI			Z	electronic address module		443	4 x 43 W				
C	dimmable with CORRIDOR function			P	central battery system							
T	dimmable using button 230V											
W	dimmable using push-button on luminaire											
L	phase dimmable											
X	dimmable Tunable white DALI											
B	dimmable Casambi (Bluetooth)											
7	TYPE OF REFLECTOR							TYPE OF DIFFUSER				
SS	super spot - beam angle <10°			MDG	medium - beam angle 21-34° (gold)		HD	smooth divided				
SP	spot - beam angle 10-20°			FLG	flood - beam angle 35-49° (gold)		HG	powder coated gold (G1)				
MD	medium - beam angle 21-34°			HU	smooth UGR < 19		SB	powder coated black sand (B3)				
FL	flood - beam angle 35-49°			MU	matt UGR < 19		SW	powder coated white sand (W3)				
WF	wideflood - beam angle ≥ 50°						xx	optional RAL colour				
8	TYPE OF COVER GLASS / FILTER							COLOUR OF COIN 111 COB COVER RING				
T1	tempered glass - clear			F4	blue filter		B	black				
T3	tempered glass - opal			F5	red filter		W	white				
A1	acrylic glass - clear			F6	green filter							
A3	acrylic glass - opal			F7	yellow filter							
M1	acrylic microprisma - clear			FH	honeycomb louvre							
M3	acrylic microprisma - opal			F9	linear spread lens*							
P1	acrylic prisma - clear				* for use with SP/MD reflector only							
9	COLOUR AND FINISH			10	SPECIAL VERSION							
W3	white sand interior/exterior			B	for assembly in concrete housing							
S3	silver sand interior			F	for assembly in facade insulation							
B3	black sand interior/exterior			KRP	for assembly in lamella ceilings							
D3	anthracite sand dark interior/exterior			P	for assembly in sheet metal ceilings							
xx	optional RAL colour											