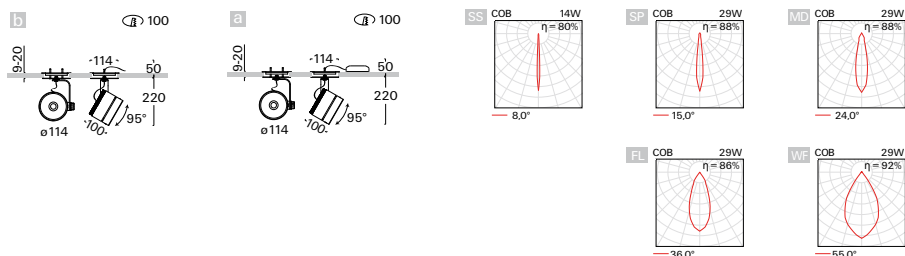


V315

LED spotlights recessed

recessed light fitting with electronic control gear for COB • 355° rotatable, 180° tiltable • housing of aluminium sheet • efficient quality aluminium reflector • colour option • optional beam angle • protective glass or optional filter • rated median operational life-time of luminaire 50 000h L70/B50 at Ta = 25°C • Standard Deviation Colour Matching MacAdam 3-step



Order code	Pict.	Power	Flux	Tc	Ra	kg
V315sCWl.110/..	a	1 x 10 W	1400 lm	3000 K	≥ 80	1,2
V315sCCl.110/..	a	1 x 10 W	1450 lm	4000 K	≥ 80	1,2
V315sCDl.110/..	a	1 x 10 W	1450 lm	5000 K	≥ 80	1,2
V315sCWl.114/..	a	1 x 14 W	1950 lm	3000 K	≥ 80	1,2
V315sCCl.114/..	a	1 x 14 W	2000 lm	4000 K	≥ 80	1,2
V315sCDl.114/..	a	1 x 14 W	2000 lm	5000 K	≥ 80	1,2
V315sCWl.120/..	a	1 x 20 W	2600 lm	3000 K	≥ 80	1,2
V315sCCl.120/..	a	1 x 20 W	2650 lm	4000 K	≥ 80	1,2
V315sCDl.120/..	a	1 x 20 W	2650 lm	5000 K	≥ 80	1,2
V315sCWl.129/..	a	1 x 29 W	3500 lm	3000 K	≥ 80	1,2
V315sCCl.129/..	a	1 x 29 W	3600 lm	4000 K	≥ 80	1,2
V315sCDl.129/..	a	1 x 29 W	3600 lm	5000 K	≥ 80	1,2
V315sCWl.137/..	a	1 x 37 W	4200 lm	3000 K	≥ 80	1,2
V315sCCl.137/..	a	1 x 37 W	4300 lm	4000 K	≥ 80	1,2
V315sCDl.137/..	a	1 x 37 W	4300 lm	5000 K	≥ 80	1,2
V315sCWl.143/..	a	1 x 43 W	4900 lm	3000 K	≥ 80	1,2
V315sCCl.143/..	a	1 x 43 W	5000 lm	4000 K	≥ 80	1,2
V315sCDl.143/..	a	1 x 43 W	5000 lm	5000 K	≥ 80	1,2
V315-CI.109/..*	b	1 x 9 W	800 lm	2700 K	≥ 80	0,9
V315-CW.109/..*	b	1 x 9 W	800 lm	3000 K	≥ 80	0,9

Optional types of reflectors (** max. 14W)

SS** / SP / MD / FL / WF

Example of order code assembly: reflector with beam angle MD V315sCCl.143/MD.D3

Higher colour rendering index value - CRI (only for Tc 3000K, 4000K) (*not possible)

D

Example of order code assembly: Ra ≥ 90 V315sDCI.143/MD.D3

Dimmable version (*not possible)

A / D / T / L / X / C / W

Example of order code assembly: dimmable DALI V315sCCD.143/MD.D3

Emergency version (*not possible)

N / H

Example of order code assembly: emergency operation V315sCCIN.143/MD.D3

PDF Optional types of glass / filter




Example of order code assembly:

honeycomb

V315sCCl.143/MDFH.D3

PDF Accessories

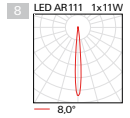
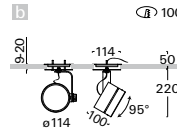
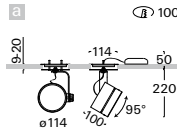


230V-50Hz

V315

LED spotlights in-built

recessed light fitting with electronic control gear • 355° rotatable, 180° tiltable • colour option • electronic transformer for LED source AR111/G53 • construction: steel sheet, aluminium profile



Order code

V315sQ3R.115

V313-Q0.115

Pict.

a

b

Source

LED AR111 (12V)

LED AR111

Output

max. 1x15 W

max 1x15 W

Socket

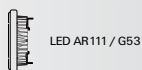
G53

GU10

kg

1,2

0,4



LED AR111 / G53



LED AR111 / GU10

W3

S3

D3

B3



230V-50Hz

PDF

Accessories



ZPK
page 86



KZMK
page 86



KALK
page 86



KRP
page 86

EXPLANATORY NOTES

for order code assembly

1	2	3	4	5	6	7	8	9	10	11			
V	299	s	LW	DN	.	124	A	/	HD	A3	.	W3	B

1	GROUP AFTER ASSEMBLY			2	PRODUCT CODE			3	CONFIGURATION OF LIGHT FITTING				
V	recessed	L	for track	299	type marking of fitting			s	control gear on cable (part of fitting)				
S	ceiling	Z	pendant	5	type marking of insert			c	control gear on fitting (part of fitting)				
N	wall	C	part of fitting	etc.				-	without control gear (or it is not part of fitting)				
F	floor lamp	B	luminaire base										
4	TYPE OF LIGHT SOURCE (SOCKET)												
D4	TC-DEL, TC-TEL (G24q, GX24q)			S2	HST-CRI (GX 12)			R1	QT-DE12 150W (R7s L=114,2)				
G0	T16-R (2GX13)			X1	HIT-CE (G12)			R7	QT-DE12 100W (R7s L=75)				
G1	TC-L (2G11)			X2	HIE-CE (E27)			Q0	QPAR16 (GU10)				
G2	TC-F (2G10)			X2	HIPAR20 , HIPAR30 (E27)			Q3	QR-LP111 (G53)				
G3	TC-S (G23)			X3	Mercury (E27)			E1	LED (E14)				
G5	CFL-AR111 (GX53)			X5	HIPAR 111 (GX8,5)			E2	A60, A65 (E27)				
G7	TC-SEL (2G7)			X6	HIT-DE-CE 70W (RX7s L=114,2)			E2	R50, R63, R80 (E27)				
G8	TC-TEL (2G8)			X7	HIT-DE-CE 150W (RX7s L=132)			E2	QPAR20, 30, 38 (E27)				
S1	HST-CRI (PG12-1)			X8	HIT-TC-CE (G8,5)			E2	QT32 (E27)				
4a	TYPE OF LED LIGHT SOURCE			4b	CHROMATICITY OF LED SOURCE			4b	SPECTRUM OF LED SOURCE				
A	LED COIN111 AC, COIN111			I	warm white "interna" (2700 K)			R	spectrum for meat and sausages				
L	LED plate Ra >80			W	warm white (3000 K)			Y	spectrum for pastry, delicatessen and cheese				
M	LED plate Ra >90			B	white (3500 K)			F	spectrum for fish				
C	LED COB Ra >80			C	cool white (4000 K)			Z	spectrum for fruits and vegetables				
D	LED COB Ra >90			S	daylight white (5000 K)			A	spectrum for art (Ra>97)				
				D	cool daylight (6500 K)			V	spectrum for clothing, fashion				
				H	tunable white - residential (1800K-4000K)			P	spectrum for plant growth				
				K	tunable white - commercial (2700K-6500K)			6	blue spectrum				
				T	dim to warm								
5	TYPE OF CONTROL GEAR						6	NUMBER AND OUTPUT OF LIGHT SOURCE					
BASIC CONFIGURATION				EMERGENCY CONFIGURATION				NUMBER AND POWER OF LED					
E	electronic non-dimmable			N	emergency 1h			109	1 x 9 W				
M	electronic MULTIWATT			H	emergency 3h			226	2 x 26 W				
A	electronic dimmable analog 1-10V			F	emergency 1h with autotest			318	3 x 18 W				
D	electronic dimmable DALI			G	emergency 3h with autotest			170	1 x 70 W				
S	electronic dimmable DSI			Z	electronic address module			115	1 x 150 W, 1 x 15W				
C	electronic dimmable CORRIDOR function			P	central battery system			110	1 x 100 W, 1 x 10W				
T	electronic dimmable by button 230V			J	emergency 2h								
W	individually dimmable by potentiometer			Q	emergency 2h with autotest			062	4 x 24 W + 4 x 39 W (252 W)				
L	el. phase dimmable transformer / driver							252	1 x 22 W + 1 x 40 W (62 W)				
R	electronic transformer 230V/12V												
I	LED driver (power factor 0,9)												
X	Tunable white DALI												
7	POSSIBILITIES OF CONNECTION			8	TYPE OF REFLECTOR								
D	2-pole terminal plate (12V)			HL	smooth			FS	faceted				
A	4-pole terminal plate			HK	smooth with cross louvre			FK	faceted with cross louvre				
B	5-pole terminal plate			HT	smooth with radial louvre			FT	faceted with radial louvre				
C	3-pole + 2-pole terminal plate			HD	smooth divided			ML	matt				
H	3-pole Wieland			HA	smooth with asymmetric insert			MU	matt wide				
J	3-pole 5kV Wieland			HP	smooth sanded			TP	hammered				
K	3-pole Wieland 2x			HU	smooth wide			PR	sanded grooved				
L	5-pole Wieland			HS	smooth striped			SD	striped divided				
M	5-pole Wieland 2x			HG	smooth gold (G1)			SS	super spot - beam angle <10°				
O	3-pole Wago			SB	smooth black sand (B3)			SP	spot - beam angle 10-20°				
P	5-pole Wago			SW	smooth white sand (W3)			MD	medium - beam angle 21-34°				
Z	4-pole + 2-pole terminal plate			1H	smooth one-side emission			FL	flood - beam angle 35-49°				
				2H	smooth double-side emission			WF	wideflood - beam angle ≥ 50°				
				AC	double-asymmetric with shade			MDG	medium reflector - gold				
9	TYPE OF COVER GLASS / FILTER												
T1	tempered glass - clear			P1	acrylic prisma - clear			F6	green filter				
T2	tempered glass - raster			FU	UV filter			F7	yellow filter				
T3	tempered glass - opal			F1	food filter for meat and sausages			F8	food filter for fruit and vegetables				
A1	acrylic glass - clear			F2	food filter for pastry			F9	linear spread lens *				
A2	acrylic glass - raster			F3	food filter for fish and ice cream			FH	honeycomb louvre				
A3	acrylic glass - opal			F4	blue filter								
M3	acrylic microprisma - opal			F5	red filter				* for use with spot/medium reflector only				
10	COLOUR AND FINISH						11	SPECIAL VERSION					
W3	white structure interior/exterior			D3	anthracite structure dark interior/exterior			B	adjustment for assembly in concrete housing				
S3	silver structure interior			XX	optional RAL colour								
B3	black structure interior												