

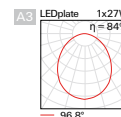
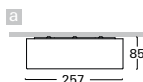
# S602

## LED downlights

ceiling light fitting with integrated control gear • housing of powder painted steel sheet • colour option • optional smooth opal or microprismatic opal diffuser from PMMA • rated median operational life-time of luminaire 80 000h L80/B20 at Ta = 25°C • Standard Deviation Colour Matching MacAdam 3-step • mounting option on the ceiling or on the wall • accessories for pendant version are ordered separately

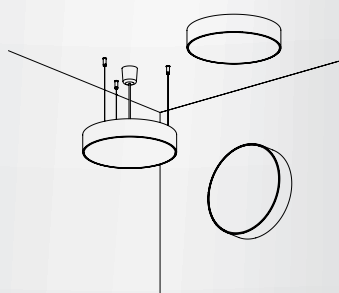


A3



Order code	Pict.	Power	Flux	Tc	Ra	kg
<a href="#">S602cLWI.116/..</a>	a	1 x 16 W	2040 lm	3000 K	≥ 80	1,8
<a href="#">S602cLCI.116/..</a>	a	1 x 16 W	2140 lm	4000 K	≥ 80	1,8
<a href="#">S602cLDI.116/..</a>	a	1 x 16 W	2210 lm	5000 K	≥ 80	1,8
<a href="#">S602cLWI.122/..*</a>	a	1 x 22 W	2840 lm	3000 K	≥ 80	1,8
<a href="#">S602cLCI.122/..*</a>	a	1 x 22 W	2980 lm	4000 K	≥ 80	1,8
<a href="#">S602cLDI.122/..*</a>	a	1 x 22 W	3060 lm	5000 K	≥ 80	1,8
<a href="#">S602cLWI.127/..</a>	a	1 x 27 W	3340 lm	3000 K	≥ 80	1,8
<a href="#">S602cLCI.127/..</a>	a	1 x 27 W	3500 lm	4000 K	≥ 80	1,8
<a href="#">S602cLDI.127/..</a>	a	1 x 27 W	3600 lm	5000 K	≥ 80	1,8

(\* ) phase dimming not possible



MULTIPLE MOUNTING OPTIONS



LED plate

- W3
- S3
- D3
- B3



230V-50Hz

### Higher colour rendering index value - CRI

M

Example of order code assembly: [Ra ≥90](#)

[S602cMWI.122/A3.D3](#)

### Dimmable version (\*\* emergency not possible)

A\*\* / L\*\* / B / D / T

Example of order code assembly: [dimmable DALI](#)

[S602cLWD.122/A3.D3](#)

### Emergency version

N / P / Z

Example of order code assembly: [emergency operation](#)

[S602cLWIN.122/A3.D3](#)

PDF

### Optional types of acrylic glass



A3  
acrylic



M3  
microprisma

Example of order code assembly:

[acrylic glass - opal](#)

[S602cLWI.122/A3.D3](#)

PDF

### Accessories



ZSC  
page 736



ZSM-K  
page 734



ZSM-P  
page 734



ZVM-K  
page 735

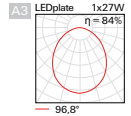
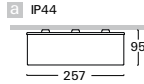
# S602

## LED downlights IP44

round ceiling light fitting with electronic control gear • increased IP44 • housing from powder painted steel sheet • colour option • optional smooth opal or microprismatic opal diffuser from PMMA • rated median operational life-time of luminaire 80 000h L80/B20 at Ta = 25°C • Standard Deviation Colour Matching MacAdam 3-step



A3



Order code	Pict.	Power	Flux	Tc	Ra	kg
<a href="#">S602cLWI.116/..-44</a>	a	1 x 16 W	2040 lm	3000 K	≥ 80	2,3
<a href="#">S602cLCI.116/..-44</a>	a	1 x 16 W	2140 lm	4000 K	≥ 80	2,3
<a href="#">S602cLDI.116/..-44</a>	a	1 x 16 W	2210 lm	5000 K	≥ 80	2,3
<a href="#">S602cLWI.122/..-44*</a>	a	1 x 22 W	2840 lm	3000 K	≥ 80	2,3
<a href="#">S602cLCI.122/..-44*</a>	a	1 x 22 W	2980 lm	4000 K	≥ 80	2,3
<a href="#">S602cLDI.122/..-44*</a>	a	1 x 22 W	3060 lm	5000 K	≥ 80	2,3
<a href="#">S602cLWI.127/..-44</a>	a	1 x 27 W	3340 lm	3000 K	≥ 80	2,3
<a href="#">S602cLCI.127/..-44</a>	a	1 x 27 W	3500 lm	4000 K	≥ 80	2,3
<a href="#">S602cLDI.127/..-44</a>	a	1 x 27 W	3600 lm	5000 K	≥ 80	2,3

(\* ) phase dimming not possible

### Higher colour rendering index value - CRI

M

Example of order code assembly: Ra ≥90

[S602cMWI.122/A3-44.D3](#)

### Dimmable version (\*\* emergency not possible)

A\*\* / L\*\* / B / D / T

Example of order code assembly: dimmable DALI

[S602cLWD.122/A3-44.D3](#)

### Emergency version

N / P / Z

Example of order code assembly: emergency operatoin

[S602cLWIN.122/A3-44.D3](#)

PDF

### Optional types of acrylic glass



A3 acrylic M3 mikropriзма

Example of order code assembly:  
acrylic glass - opal

[S602cLWI.122/A3-44.D3](#)



LED plate

- W3
- S9
- D3
- B3



IP44

230V-50Hz

# EXPLANATORY NOTES

for order code assembly

1	2	3	4	5	6	7	8	9	10	11			
V	299	s	LW	DN	.	124	A	/	HD	A3	.	W3	B

1	MOUNTING CATEGORY			2	PRODUCT CODE		3	CONFIGURATION OF LIGHT FITTING					
V	recessed	L	track	299	type marking of light fitting		s	control gear on cable (part of l. fitting)					
S	ceiling	Z	pendant	014	type marking of insert		c	control gear in luminaire (part of l. fitting)					
N	wall	C	insert of fitting	etc.			a	control gear in adapter (part of l. fitting)					
F	floor						r	control gear in rosette (part of l. fitting)					
							-	without control gear					
4	TYPE OF LIGHT SOURCE (SOCKET)												
Q0	LED PAR16 (GU10)			E2	LED A60, A65 (E27)		E2	LED PAR20, 30, 38 (E27)					
4a	TYPE OF LED LIGHT SOURCE			4b	CHROMATICITY OF LED SOURCE		4b	SPECTRUM OF LED SOURCE					
A	LED COIN 111 COB, COIN 111 AC Ra >80			I	warm white "interna" (2700 K)		R	spectrum for meat and sausages					
B	LED COIN 111 COB Ra >90			W	warm white (3000 K)		Y	spectrum for pastry, delicatessen and cheese					
F	LED COIN 50 COB Ra >80			B	white (3500 K)		F	spectrum for fish					
G	LED COIN 50 COB Ra >90			C	cool white (4000 K)		Z	spectrum for fruits and vegetables					
N	LED COIN 35 COB Ra >80			D	daylight white (5000 K)		A	spectrum for art (Ra>97)					
P	LED COIN 35 COB Ra >90			S	cool daylight (6500 K)		V	spectrum for clothing, fashion					
L	LED panel Ra >80			K	tunable white - commercial (2700 K-6500 K)		P	spectrum for plant growth					
M	LED panel Ra >90			T	dim to warm (dimming to warm chroma.)								
C	LED COB Ra >80												
D	LED COB Ra >90												
H	LED COB Ra >97												
5	TYPE OF CONTROL GEAR							6	NUMBER AND OUTPUT OF LIGHT SOURCE				
BASIC CONFIGURATION				EMERGENCY CONFIGURATION				NUMBER OF SOURCES, POWER OF FITTING					
I	non-dimmable constant current driver			N	emergency 1h		108	1 x 8 W					
U	non-dimmable constant voltage driver			H	emergency 3h		114	1 x 14 W					
A	dimmable analog 1-10V			F	emergency 1h with autotest		229	2 x 29 W					
D	dimmable DALI			G	emergency 3h with autotest		337	3 x 37 W					
S	dimmable DSI			Z	electronic address module		443	4 x 43 W					
C	dimmable with CORRIDOR function			P	central battery system								
T	dimmable using button 230V												
W	dimmable using push-button on luminaire												
L	phase dimmable												
X	dimmable Tunable white DALI												
B	dimmable Casambi (Bluetooth)												
7	TYPE OF REFLECTOR							TYPE OF DIFFUSER					
SP	spot - beam angle 10-20°			MDG	medium - beam angle 21-34° (gold)		HD	smooth divided					
MD	medium - beam angle 21-34°			FLG	flood - beam angle 35-49° (gold)		HG	powder coated gold (G1)					
FL	flood - beam angle 35-49°			HU	smooth UGR < 19		SB	powder coated black sand (B3)					
WF	wideflood - beam angle ≥ 50°			MU	matt UGR < 19		SW	powder coated white sand (W3)					
							xx	optional RAL colour					
8	TYPE OF COVER GLASS / FILTER							COLOUR OF COIN COB COVER RING					
T1	tempered glass - clear			F4	blue filter		B	black					
T3	tempered glass - opal			F5	red filter		W	white					
A1	acrylic glass - clear			F6	green filter								
A3	acrylic glass - opal			F8	orange filter								
M1	acrylic micropisma - clear			FH	honeycomb louvre								
M3	acrylic micropisma - opal			F9	linear spread lens*								
					* for use with SP/MD reflector only								
9	COLOUR AND FINISH			10	SPECIAL VERSION								
W3	white sand interior/exterior			B	for assembly in concrete housing								
S3	silver sand interior			F	for assembly in facade insulation								
B3	black sand interior/exterior			KRP	for assembly in lamella ceilings								
D3	anthracite sand dark interior/exterior			P	for assembly in sheet metal ceilings								
S9	silver sand interior/exterior												
xx	optional RAL colour												