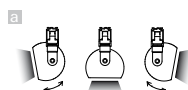
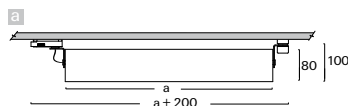


L510 LED spotlights

light fitting for feeding tracks with electronic control gear • control gear option • housing from aluminium profile • possible rotation for about 2 x 85° • colour option • optional smooth opal, prismatic clear or microprismatic opal diffuser from PMMA • quick installation without tools • rated median operational life-time of luminaire 50 000h L70/B50 at Ta = 25°C • Standard Deviation Colour Matching MacAdam 3-step



A3



(DALI 50°) 85° - 0° - 85° (DALI 50°)

Order code	Pict.	Dimen.	Power	Flux	Tc	Ra	kg
L510cLWI.114/..	a	250	1 x 14 W	1 860 lm	3000 K	≥ 80	1,6
L510cLCI.114/..	a	250	1 x 14 W	1 970 lm	4000 K	≥ 80	1,6
L510cLDI.114/..	a	250	1 x 14 W	2 000 lm	5000 K	≥ 80	1,6
L510cLWI.120/..	a	250	1 x 20 W	2 550 lm	3000 K	≥ 80	1,6
L510cLCI.120/..	a	250	1 x 20 W	2 700 lm	4000 K	≥ 80	1,6
L510cLDI.120/..	a	250	1 x 20 W	2 750 lm	5000 K	≥ 80	1,6
L510cLWI.128/..	a	500	1 x 28 W	4 030 lm	3000 K	≥ 80	2,2
L510cLCI.128/..	a	500	1 x 28 W	4 270 lm	4000 K	≥ 80	2,2
L510cLDI.128/..	a	500	1 x 28 W	4 390 lm	5000 K	≥ 80	2,2
L510cLWI.140/..	a	500	1 x 40 W	5 420 lm	3000 K	≥ 80	2,2
L510cLCI.140/..	a	500	1 x 40 W	5 740 lm	4000 K	≥ 80	2,2
L510cLDI.140/..	a	500	1 x 40 W	5 900 lm	5000 K	≥ 80	2,2
L510cLWI.156/..	a	1000	1 x 56 W	8 060 lm	3000 K	≥ 80	2,9
L510cLCI.156/..	a	1000	1 x 56 W	8 540 lm	4000 K	≥ 80	2,9
L510cLDI.156/..	a	1000	1 x 56 W	8 780 lm	5000 K	≥ 80	2,9

Higher colour rendering index value - CRI

M

Example of order code assembly: Ra ≥90

[L510cMDI.140/A3.D3](#)

Dimmable version

A / D / C / T / L / B

Example of order code assembly: dimmable DALI

[L510cLWD.140/A3.D3](#)

Emergency version (only for 28W and 56W)

N / H / F / G

Example of order code assembly: emergency operation

[L510cLWIN.128/A3.D3](#)



LED plate


- W3
- S3
- D3
- B3



230V-50Hz

PDF

Optional types of glasses



A3 acrylic P1 prisma M3 microprisma


Example of order code assembly:

acrylic opal diffuser

[L510cLWI.140/A3.D3](#)

PDF

Accessories



Tracks 3-Phase syst. Tracks DALI Pulse Control

EXPLANATORY NOTES

for order code assembly

1	2	3	4	5	6	7	8	9	10	11			
V	299	s	LW	DN	.	124	A	/	HD	A3	.	W3	B

1	MOUNTING CATEGORY			2	PRODUCT CODE		3	CONFIGURATION OF LIGHT FITTING				
V	recessed	L	track	299	type marking of light fitting		s	control gear on cable (part of l. fitting)				
S	ceiling	Z	pendant	014	type marking of insert		c	control gear in luminaire (part of l. fitting)				
N	wall	C	insert of fitting	etc.			a	control gear in adapter (part of l. fitting)				
F	floor						r	control gear in rosette (part of l. fitting)				
							-	without control gear				
4	TYPE OF LIGHT SOURCE (SOCKET)											
Q0	LED PAR16 (GU10)			E2	LED A60, A65 (E27)		E2	LED PAR20, 30, 38 (E27)				
4a	TYPE OF LED LIGHT SOURCE			4b	CHROMATICITY OF LED SOURCE		4b	SPECTRUM OF LED SOURCE				
A	LED COIN 111 COB, COIN 111 AC Ra >80			I	warm white "interna" (2700 K)		R	spectrum for meat and sausages				
B	LED COIN 111 COB Ra >90			W	warm white (3000 K)		Y	spectrum for pastry, delicatessen and cheese				
F	LED COIN 50 COB Ra >80			B	white (3500 K)		F	spectrum for fish				
G	LED COIN 50 COB Ra >90			C	cool white (4000 K)		Z	spectrum for fruits and vegetables				
N	LED COIN 35 COB Ra >80			D	daylight white (5000 K)		A	spectrum for art (Ra>97)				
P	LED COIN 35 COB Ra >90			S	cool daylight (6500 K)		V	spectrum for clothing, fashion				
L	LED panel Ra >80			K	tunable white - commercial (2700 K-6500 K)		P	spectrum for plant growth				
M	LED panel Ra >90			T	dim to warm (dimming to warm chroma.)							
C	LED COB Ra >80											
D	LED COB Ra >90											
5	TYPE OF CONTROL GEAR						6	NUMBER AND OUTPUT OF LIGHT SOURCE				
	BASIC CONFIGURATION				EMERGENCY CONFIGURATION			NUMBER OF SOURCES, POWER OF FITTING				
I	non-dimmable constant current driver			N	emergency 1h		108	1 x 8 W				
U	non-dimmable constant voltage driver			H	emergency 3h		114	1 x 14 W				
A	dimmable analog 1-10V			F	emergency 1h with autotest		229	2 x 29 W				
D	dimmable DALI			G	emergency 3h with autotest		337	3 x 37 W				
S	dimmable DSI			Z	electronic address module		443	4 x 43 W				
C	dimmable with CORRIDOR function			P	central battery system							
T	dimmable using button 230V											
W	dimmable using push-button on luminaire											
L	phase dimmable											
X	dimmable Tunable white DALI											
B	dimmable Casambi (Bluetooth)											
7	TYPE OF REFLECTOR							TYPE OF DIFFUSER				
SS	super spot - beam angle <10°			MDG	medium - beam angle 21-34° (gold)		HD	smooth divided				
SP	spot - beam angle 10-20°			FLG	flood - beam angle 35-49° (gold)		HG	powder coated gold (G1)				
MD	medium - beam angle 21-34°			HU	smooth UGR < 19		SB	powder coated black sand (B3)				
FL	flood - beam angle 35-49°			MU	matt UGR < 19		SW	powder coated white sand (W3)				
WF	wideflood - beam angle ≥ 50°						xx	optional RAL colour				
8	TYPE OF COVER GLASS / FILTER											
T1	tempered glass - clear			F4	blue filter		FH	honeycomb louvre				
T3	tempered glass - opal			F5	red filter		F9	linear spread lens*				
A1	acrylic glass - clear			F6	green filter							
A3	acrylic glass - opal			F7	yellow filter							
M1	acrylic microprisma - clear							* for use with SP/MD reflector only				
M3	acrylic microprisma - opal											
P1	acrylic prisma - clear											
9	COLOUR AND FINISH			10	SPECIAL VERSION							
W3	white sand interior/exterior			B	for assembly in concrete housing							
S3	silver sand interior			F	for assembly in facade insulation							
B3	black sand interior/exterior			KRP	for assembly in lamella ceilings							
D3	anthracite sand dark interior/exterior			P	for assembly in sheet metal ceilings							
xx	optional RAL colour											