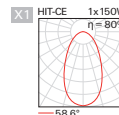
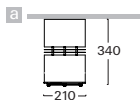


S703


Downlights


ceiling light fitting with integrated inductive or electronic control gear • housing of powder painted steel sheet, separated reflector part • colour option • quality aluminium reflector • protective sanded glass • horizontal position of light source



Order code	Pict.	Source	Output	Socket	kg
S703cX1K.135/T3	a	HIT-CE	1x35 W	G12	5,4
S703cX1K.170/T3	a	HIT-CE	1x70 W	G12	5,4
S703cX1K.110/T3	a	HIT-CE	1x100 W	G12	5,6
S703cX1K.115/T3	a	HIT-CE	1x150 W	G12	5,6
S703cX1E.135/T3	a	HIT-CE	1x35 W	G12	4,8
S703cX1E.170/T3	a	HIT-CE	1x70 W	G12	4,8
S703cX1E.110/T3	a	HIT-CE	1x100 W	G12	5,0
S703cX1E.115/T3	a	HIT-CE	1x150 W	G12	5,0
S703cS1K.135/T3	a	HST-CRI	1x35 W	PG12-1	4,8
S703cS1K.150/T3	a	HST-CRI	1x50 W	PG12-1	5,0
S703cS1K.110/T3	a	HST-CRI	1x100 W	PG12-1	5,2
S703cS2E.150/T3	a	HST-CRI	1x50 W	GX12	4,4
S703cS2E.110/T3	a	HST-CRI	1x100 W	GX12	4,6

 HIT-CE / G12

 HST-CRI / GX12

 HST-CRI / PG12-1

W1

S1

B1



IP20 230V-50Hz