

S286

Downlights

ceiling light fitting with integrated control gear • control gear option • housing of powder painted steel sheet • colour option • quality aluminium reflector smooth, with inner glass, with cross or radial louver • horizontal position of light source • optional accessories



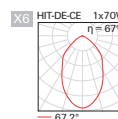
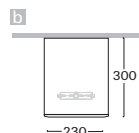
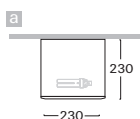
HDT3



HK



HT



Order code	Pict.	Source	Output	Socket	kg
S286cD2B.113/..	a	TC-D	1x13 W	G24d-1	2.2
S286cD2B.118/..	a	TC-D	1x18 W	G24d-2	2.2
S286cD2B.126/..	a	TC-D	1x26 W	G24d-3	2.6
S286cD2B.213/..	a	TC-D	2x13 W	G24d-1	2.5
S286cD2B.218/..	a	TC-D	2x18 W	G24d-2	2.5
S286cD2B.226/..*	a	TC-D	2x26 W	G24d-3	2.9
S286cD4E.113/..	a	TC-DEL	1x13 W	G24q-1	2.2
S286cD4E.118/..	a	TC-DEL	1x18 W	G24q-2	2.2
S286cD4E.126/..	a	TC-DEL	1x26 W	G24q-3	2.2
S286cD4E.213/..	a	TC-DEL	2x13 W	G24q-1	2.3
S286cD4E.218/..	a	TC-DEL	2x18 W	G24q-2	2.3
S286cD4E.226/..	a	TC-DEL	2x26 W	G24q-3	2.3
S286cX6K.170/HDT3	b	HIT-DE-CE	1x70 W	RX7s (114)	3.2
S286cX6E.170/HDT3	b	HIT-DE-CE	1x70 W	RX7s (114)	2.8
S286-R7.110/HDT3	b	QT-DE12	max. 1x100 W	R7s (75)	1.3
S286-R1.115/HDT3	b	QT-DE12	1x150 W	R7s (114)	1.3

* It is not possible to house emergency module with inductive ballast for output 2x26W.

Optional types of reflectors for fluorescent lamps

HDT3 / HK / HT

Example of order code assembly: [refl. smooth with inner sanded glass](#) [S286cD2B.113/HDT3.S1](#)

PDF [Other configuration of control gears for fluorescent lamps](#) page 248

K / A / D / S / T

Example of order code assembly: [inductive compensated](#) [S286sD2K.113/HDT3.S1](#)

PDF [Emergency configuration of control gears for fluorescent lamps](#) page 250

N / F / Z / P

Example of order code assembly: [electronic, emergency operation 1h](#) [S286sD4EN.113/HDT3.S1](#)

PDF [Accessories](#)



ZSA3
page 208



ZSC3
page 208



ZSL3
page 208



Tracks
page 41

TC-D / G24d

TC-DEL / G24q

HIT-DE-CE / RX7S

QT-DE12 / R7S

W1

S1

B1



IP20 230V-50Hz