

# V298

## Downlights

recessed round light fitting with control gear • control gear option • quality aluminium reflector smooth or facet, with cross or radial louver • horizontal position of light sources • assembling steel ring • colour option • housing of galvanized sheet • quick installation without tool • optional decorative accessories • suitable also for assembly in concrete housing



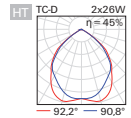
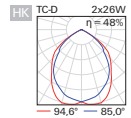
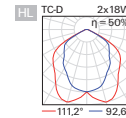
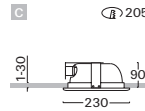
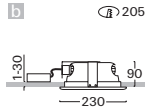
HL



HK



HT



Order code	Pict.	Source	Output	Socket	kg
<a href="#">V298cD4E.113/..</a>	b	TC-DEL	1x13 W	G24q-1	1,1
<a href="#">V298cD4E.118/..</a>	b	TC-DEL	1x18 W	G24q-2	1,1
<a href="#">V298cD4E.126/..</a>	b	TC-DEL	1x26 W	G24q-3	1,1
<a href="#">V298cD4E.132/HL</a>	b	TC-TEL	1x32 W	GX24q-3	1,1
<a href="#">V298sD4E.213/..</a>	b	TC-DEL	2x13 W	G24q-1	1,1
<a href="#">V298sD4E.218/..</a>	b	TC-DEL	2x18 W	G24q-2	1,1
<a href="#">V298sD4E.226/..</a>	b	TC-DEL	2x26 W	G24q-3	1,1
<a href="#">V298-E2.110/HL</a>	c	A60, QT32	1x100 W	E27	1,0

### Optional types of reflectors

HL / HK / HT

Example of order code assembly: [reflector smooth](#)

[V298sD4E.113/HL.S3](#)



### Other configuration of control gears for fluorescent lamps

page 248

A / D / S / T

Example of order code assembly: [digital DALI](#)

[V298sD4D.113/HL.S3](#)



### Emergency configuration of control gears for fluorescent lamps

page 250

N / H / F / G / Z / P

Example of order code assembly: [electronic, emergency operation 1h](#)

[V289sD4EN.113/HL.S3](#)



### Accessories



[ZPK - 09](#)  
page 166



[KZMK - 08](#)  
page 166



[KALK - 08](#)  
page 166




### Complements - only for HL, dimension 09



[KP - 09](#)  
page 168



[K - 09](#)  
page 168



TC-DEL / G24q



TC-TEL / GX24q



A60 / E27



QT 32 / E27

W3

S3

B3



230V-50Hz

# EXPLAINS

for order code assembly

1	2	3	4	5	6	7	8	9	10	
<b>V</b>	<b>286</b>	<b>s</b>	<b>D2</b>	<b>BN</b>	<b>.</b>	<b>118</b>	<b>H</b>	<b>/</b>	<b>HD T3</b>	<b>. W1</b>

1	GROUP AFTER ASSEMBLY			2	PRODUCT CODE	3	CONFIGURATION OF LIGHT FITTING
V	recessed	L	for track	289	type marking of fitting	s	control gear on cable (part of fitting)
S	ceiling	Z	pendant	5	type marking of insert	c	control gear on fitting (part of fitting)
N	wall	C	part of fitting	etc.		-	without control gear (or it is not part of fitting)
F	floor lamp						
4	TYPE OF LIGHT SOURCE (SOCKET)						
D2	TC-D, TC-T (G24d, GX24d)	S2	HST-CRI (GX12)	R1	QT-DE12 150W (R7s L=114,2)		
D4	TC-DEL, TC-TEL (G24q, GX24q)	X1	HIT-CE (G12)	R7	QT-DE12 100W (R7s L=75)		
G0	T16-R (2GX13)	X2	HIE-CE (E27)	Q0	QPAR16 (GU10)		
G1	TC-L (2G11)	X2	HIPAR20, HIPAR30 (E27)	Q3	QR-LP111 (G53)		
G2	TC-F (2G10)	X3	Mercury (E27)	Q5	QR-CBC51 (GU5,3)		
G3	TC-S (G23)	X4	HST (E27)	E1	LED (E14)		
G5	CFL-AR111 (GX53)	X5	HIPAR 111 (GX8,5)	E2	A60, A65 (E27)		
G7	TC-SEL (2G7)	X6	HIT-DE-CE 70W (RX7s L=114,2)	E2	R50, R63, R80 (E27)		
G8	TC-TEL (2G8)	X7	HIT-DE-CE 150W (RX7s L=132)	E2	QPAR20, 30, 38 (E27)		
S1	HST-CRI (PG12-1)	X8	HIT-TC-CE (G8,5)	E2	QT32 (E27)		
TYPE OF LED LIGHT SOURCE		TYPE OF LED LIGHT SOURCE		COLOR RENDERING INDEX			
AC	LED COIN111 AC (230V)	L	LED plate Ra >82	I	warm white "interna" (2700 K)		
		M	LED plate Ra >92	W	warm white (3000 K)		
		C	LED COB Ra >82	C	cool white (4000 K)		
		D	LED COB Ra >92	D	daylight (5000 K)		
5	TYPE OF CONTROL GEAR			6	NUMBER AND OUTPUT LIGHT SOURCE		
BASIC CONFIGURATION		EMERGENCY CONFIGURATION					
B	inductive	N	emergency 1h	109	1 x 9 W		
K	inductive compensated	H	emergency 3h	226	2 x 26 W		
E	electronic undimmable	F	emergency 1h with autotest	318	3 x 18 W		
M	electronic MULTIWATT	G	emergency 3h with autotest	170	1 x 70 W		
A	electronic dimmable analog 1-10V	Z	electronic address module	115	1 x 150 W, 1 x 15W		
D	electronic dimmable DALI	P	central battery system				
S	electronic dimmable DSI	J	emergency 2h	062	1 x 22 W + 1 x 40 W		
C	electronic dimmable CORRIDOR function	Q	emergency 2h with autotest	252	4 x 24 W + 4 x 39 W		
T	electronic dimmable by button 230V						
W	individually dimmable by potentiometer						
L	el. phase dimmable transformer / driver						
R	electronic transformer 230V/12V						
I	LED driver (power factor 0,9)						
7	POSSIBILITIES OF CONNECTION			8	TYPE OF REFLECTOR		
D	2-pole terminal plate	HL	smooth	HP	smooth sanded		
A	4-pole terminal plate	HK	smooth with cross louvre	1P	sanded one-side emission		
B	5-pole terminal plate	HT	smooth with radial louvre	2P	sanded double-side emission		
C	3-pole+2-pole terminal plate	HD	smooth with inner glass	TP	hammered		
Z	2-pole + 4-pole terminal plate	HM	smooth metalized (Jordan)	AC	double-asymmetric with shade		
H	3-pole Wieland	HA	smooth with asymmetric insert	HU	smooth UGR<19		
J	3-pole 5kV Wieland	1H	smooth one-side emission	HS	smooth stripp		
K	3-pole Wieland 2x	2H	smooth double-side emission	PR	sanded grooved		
L	5-pole Wieland	FS	facet	24	beam angle 24°		
M	5-pole Wieland 2x	FK	facet with cross louvre	30	beam angle 30°		
O	3-pole Wago	FT	facet with radial louvre	36	beam angle 36°		
P	5-pole Wago	ML	matt	60	beam angle 60°		
9	TYPE OF COVER GLASS / FILTER						
T1	tempered glass - clear	E1	acrylic glass for information plate - clear	F5	red filter		
T2	tempered glass - raster	E3	acrylic glass for information plate - opal	F6	green filter		
T3	tempered glass - opal	FU	UV filter	F7	yellow filter		
V1	convex glass - clear	F1	food filter for meat and smoked-meat products	F8	food filter for fruit and vegetables		
V3	convex glass - opal	F2	food filter for pastry	P3	prisma - opal		
A1	acrylic glass - clear	F3	food filter for fish and ice cream	M3	microprisma - opal		
A3	acrylic glass - opal	F4	blue filter				
10	COLOURED FINISH						
W1	white gloss	B3	black structure	C2	chromium matt		
W2	white matt	S1	silver gloss	CY	chromium yellow		
W3	white structure	S2	silver matt	SB	S1 / B3 - combination		
B1	black gloss	S3	silver structure	WB	W1 / B3 - combination		
B2	black matt	C1	chromium gloss				