


# V297

## Downlights

recessed round light fitting with control gear • control gear option • high quality aluminium reflector • smooth or facet with cross or radial louver • horizontal position of light sources • assembling and covering ring from aluminium die cast • colour option • housing from galvanized sheet • quick installation without tools • optional decorative accessories • suitable for assembly in concrete housing



HL



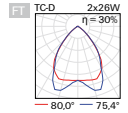
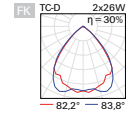
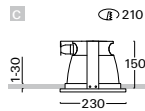
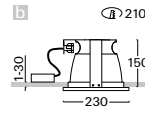
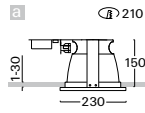
FS



FK



FT



### Order code

### Pict.

### Source

### Output

### Socket

### kg

<a href="#">V297cD4E.113/..</a>	a	TC-DEL	1x13 W	G24q-1	2,0
<a href="#">V297cD4E.118/..</a>	a	TC-DEL	1x18 W	G24q-2	2,0
<a href="#">V297cD4E.126/..</a>	a	TC-DEL	1x26 W	G24q-3	2,0
<a href="#">V297cD4M.142/..</a>	a	TC-TEL	1x26/32/42 W	GX24q	2,0
<a href="#">V297sD4E.213/..</a>	b	TC-DEL	2x13 W	G24q-1	2,0
<a href="#">V297sD4E.218/..</a>	b	TC-DEL	2x18 W	G24q-2	2,0
<a href="#">V297sD4E.226/..</a>	b	TC-DEL	2x26 W	G24q-3	2,0
<a href="#">V297sD4E.232/..</a>	b	TC-TEL	2x32 W	GX24q-3	2,0
<a href="#">V297-E2.160/..</a>	c	A60, QT32	max. 1x60W	E27	1,5

### Optional types of reflectors

HL / FS / FK / FT

Example of order code assembly: [reflector facet](#)

[V297cD4E.113/FS.S3](#)



### Other configuration of control gears for fluorescent lamps

page 248

A / D / S / T

Example of order code assembly: [dimnable DALI](#)

[V297cD4D.142/FS.S3](#)



### Emergency configuration of control gears for fluorescent lamps

page 250

N / H / F / G / Z / P

Example of order code assembly: [electronic, emergency operation 1h](#)

[V297sD4EN.113/FS.S3](#)



### Accessories



[ZPK - 08](#)  
page 144



[KZMK - 08](#)  
page 144



[KALK - 08](#)  
page 144



[KRK](#)  
page 144



### Complements - for HL, FS reflectors, dimension 02



[D - 02](#)  
page 145



[P - 02](#)  
page 145




[PP - 02](#)  
page 145



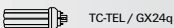
[K4 - 02](#)  
page 145




[K5 - 02](#)  
page 145



TC-DEL / GX24q



TC-TEL / GX24q



A60 / E27



QT 32 / E27

W3

S3

B3



230V-50Hz

# EXPLAINS

for order code assembly

1	2	3	4	5	6	7	8	9	10			
<b>V</b>	<b>299</b>	<b>s</b>	<b>LW</b>	<b>DN</b>	<b>.</b>	<b>124</b>	<b>A</b>	<b>/</b>	<b>HD</b>	<b>A3</b>	<b>.</b>	<b>W3</b>

1	GROUP AFTER ASSEMBLY			2	PRODUCT CODE	3	CONFIGURATION OF LIGHT FITTING	
V	recessed	L	for track	289	type marking of fitting	s	control gear on cable (part of fitting)	
S	ceiling	Z	pendant	5	type marking of insert	c	control gear on fitting (part of fitting)	
N	wall	C	part of fitting	etc.		-	without control gear (or it is not part of fitting)	
F	floor lamp							
4	TYPE OF LIGHT SOURCE (SOCKET)							
D2	TC-D, TC-T (G24d, GX24d)	S2	HST-CRI (GX12)	R1	QT-DE12 150W (R7s L=114,2)			
D4	TC-DEL, TC-TEL (G24q, GX24q)	X1	HIT-CE (G12)	R7	QT-DE12 100W (R7s L=75)			
G0	T16-R (2GX13)	X2	HIE-CE (E27)	Q0	QPAR16 (GU10)			
G1	TC-L (2G11)	X2	HIPAR20, HIPAR30 (E27)	Q3	QR-LP111 (G53)			
G2	TC-F (2G10)	X3	Mercury (E27)	Q5	QR-CBC51 (GU5,3)			
G3	TC-S (G23)	X4	HST (E27)	E1	LED (E14)			
G5	CFL-AR111 (GX53)	X5	HIPAR 111 (GX8,5)	E2	A60, A65 (E27)			
G7	TC-SEL (2G7)	X6	HIT-DE-CE 70W (RX7s L=114,2)	E2	R50, R63, R80 (E27)			
G8	TC-TEL (2G8)	X7	HIT-DE-CE 150W (RX7s L=132)	E2	QPAR20, 30, 38 (E27)			
S1	HST-CRI (PG12-1)	X8	HIT-TC-CE (G8,5)	E2	QT32 (E27)			
4a	TYPE OF LED LIGHT SOURCE			4b	COLOUR RENDERING INDEX OF LED LIGHT			
A	LED COIN111 AC (230V)	I	warm white "interna" (2700 K)	S	cool daylight (6500 K)			
L	LED plate Ra >80	W	warm white (3000 K)					
M	LED plate Ra >90	B	white (3500 K)					
C	LED COB Ra >80	C	cool white (4000 K)					
D	LED COB Ra >90	D	daylight (5000 K)					
5	TYPE OF CONTROL GEAR			6	NUMBER AND OUTPUT OF LIGHT SOURCE			
BASIC CONFIGURATION			EMERGENCY CONFIGURATION			NUMBER AND POWER OF LED		
E	electronic undimmable	N	emergency 1h	109	1 x 9 W			
M	electronic MULTIWATT	H	emergency 3h	226	2 x 26 W			
A	electronic dimmable analog 1-10V	F	emergency 1h with autotest	318	3 x 18 W			
D	electronic dimmable DALI	G	emergency 3h with autotest	170	1 x 70 W			
S	electronic dimmable DSI	Z	electronic address module	115	1 x 150 W, 1 x 15 W			
C	electronic dimmable CORRIDOR function	P	central battery system	110	1 x 100 W, 1 x 10 W			
T	electronic dimmable by button 230V	J	emergency 2h					
W	individually dimmable by potentiometer	Q	emergency 2h with autotest	252	4 x 24 W + 4 x 39 W (252 W)			
L	el. phase dimmable transformer / driver			062	1 x 22 W + 1 x 40 W (62 W)			
R	electronic transformer 230V/12V							
I	LED driver (power factor 0,9)							
7	POSSIBILITIES OF CONNECTION			8	TYPE OF REFLECTOR			
D	2-pole terminal plate	HL	smooth	ML	matt			
A	4-pole terminal plate	HK	smooth with cross louvre	MD	matt with inner glass			
B	5-pole terminal plate	HT	smooth with radial louvre	MU	matt UGR<19			
C	3-pole+2-pole terminal plate	HD	smooth with inner glass	32G	beam angle 32° - gold colour			
H	3-pole Wieland	HM	smooth metalized (Jordan)	1P	sanded one-side emission			
J	3-pole 5kV Wieland	HA	smooth with asymmetric insert	2P	sanded double-side emission			
K	3-pole Wieland 2x	HP	smooth sanded	TP	hammered			
L	5-pole Wieland	HU	smooth UGR<19	AC	double-asymmetric with shade			
M	5-pole Wieland 2x	1H	smooth one-side emission	PR	sanded grooved			
O	3-pole Wago	2H	smooth double-side emission	HS	smooth striped			
P	5-pole Wago	FS	facet	SD	striped divided			
Z	2-pole + 4-pole terminal plate	FK	facet with cross louvre	36	beam angle 36°			
FT		FT	facet with radial louvre					
9	TYPE OF COVER GLASS / FILTER							
T1	tempered glass - clear	P1	acrylic prisma - clear	F6	green filter			
T2	tempered glass - raster	FU	UV filter	F8	food filter for fruit and vegetables			
T3	tempered glass - opal	F1	food filter for meat and smoked-meat products	F9	linear spread lens *			
A1	acrylic glass - clear	F2	food filter for pastry	FH	honeycomb louvre			
A2	acrylic glass - raster	F3	food filter for fish and ice cream					
A3	acrylic glass - opal	F4	blue filter					
M3	acrylic microprisma - opal	F5	red filter				* only in combination with 10° reflector	
10	COLOUR AND FINISH			11	SPECIAL VERSION			
W3	white structure interior/exterior	B6	black structure exterior	B	adjustment for assembly in concrete housing			
S3	silver structure interior	XX	optional RAL colour					
B3	black structure interior							
D3	antracit structure dark interior/exterior							
S6	silver structure exterior							