

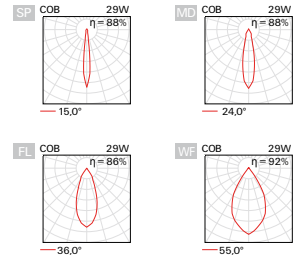
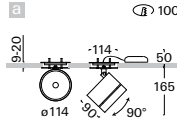
V318

LED built-in spotlights

in-built luminaire • 355° rotatable and 90° tiltable • housing from aluminium sheet • integrated control gear • colour option • efficient high quality aluminium reflectors • rated median operational life-time of luminaire 50 000h L70/B50 at Ta = 25°C • Standard Deviation Colour Matching MacAdam 3-step • optional protective glass or filter



FL



Order code	Pict.	Power	Flux	Tc	Ra	kg
V318sCWI.108/..	a	1 x 8 W	1140 lm	3000 K	≥ 80	1,2
V318sCCI.108/..	a	1 x 8 W	1180 lm	4000 K	≥ 80	1,2
V318sCDI.108/..	a	1 x 8 W	1180 lm	5000 K	≥ 80	1,2
V318sCWI.110/..	a	1 x 10 W	1400 lm	3000 K	≥ 80	1,2
V318sCCI.110/..	a	1 x 10 W	1450 lm	4000 K	≥ 80	1,2
V318sCDI.110/..	a	1 x 10 W	1450 lm	5000 K	≥ 80	1,2
V318sCWI.114/..	a	1 x 14 W	1950 lm	3000 K	≥ 80	1,2
V318sCCI.114/..	a	1 x 14 W	2000 lm	4000 K	≥ 80	1,2
V318sCDI.114/..	a	1 x 14 W	2000 lm	5000 K	≥ 80	1,2
V318sCWI.120/..	a	1 x 20 W	2600 lm	3000 K	≥ 80	1,2
V318sCCI.120/..	a	1 x 20 W	2650 lm	4000 K	≥ 80	1,2
V318sCDI.120/..	a	1 x 20 W	2650 lm	5000 K	≥ 80	1,2
V318sCWI.129/..	a	1 x 29 W	3500 lm	3000 K	≥ 80	1,2
V318sCCI.129/..	a	1 x 29 W	3600 lm	4000 K	≥ 80	1,2
V318sCDI.129/..	a	1 x 29 W	3600 lm	5000 K	≥ 80	1,2
V318sCWI.137/..	a	1 x 37 W	4200 lm	3000 K	≥ 80	1,2
V318sCCI.137/..	a	1 x 37 W	4300 lm	4000 K	≥ 80	1,2
V318sCDI.137/..	a	1 x 37 W	4300 lm	5000 K	≥ 80	1,2
V318sCWI.143/..	a	1 x 43 W	4900 lm	3000 K	≥ 80	1,2
V318sCCI.143/..	a	1 x 43 W	5000 lm	4000 K	≥ 80	1,2
V318sCDI.143/..	a	1 x 43 W	5000 lm	5000 K	≥ 80	1,2

Optional types of reflectors

SP / MD / FL / WF / MDG / FLG

Example of order code assembly: reflector with beam angle MD

V318sCCI.143/MD.D3

Higher colour rendering index value - CRI (only for Tc 3000K, 4000K)

D

Example of order code assembly: Ra ≥ 90

V318sDCI.143/MD.D3

Dimmable version (* not possible for 8W)

A* / B / C / D / T / L* / X / W

Example of order code assembly: dimmable DALI

V318sCCD.143/MD.D3



LED COB

W3

S3

D3


B3



230V-50Hz

PDF

Optional types of glass / filters




Example of order code assembly:

honeycomb

V318sCCI.143/MDFH.D3

PDF

Accessories



ZPK
page 144

KZMK
page 144

KALK
page 144

KRP
page 144

KO
snoot

KL-01
barn doors

EXPLANATORY NOTES

for order code assembly

1	2	3	4	5	6	7	8	9	10	11			
V	299	s	LW	DN	.	124	A	/	HD	A3	.	W3	B

1	MOUNTING CATEGORY			2	PRODUCT CODE		3	CONFIGURATION OF LIGHT FITTING				
V	recessed	L	track	299	type marking of light fitting		s	control gear on cable (part of l. fitting)				
S	ceiling	Z	pendant	014	type marking of insert		c	control gear in luminaire (part of l. fitting)				
N	wall	C	insert of fitting	etc.			a	control gear in adapter (part of l. fitting)				
F	floor						r	control gear in rosette (part of l. fitting)				
							-	without control gear				
4	TYPE OF LIGHT SOURCE (SOCKET)											
Q0	LED PAR16 (GU10)			E2	LED A60, A65 (E27)		E2	LED PAR20, 30, 38 (E27)				
4a	TYPE OF LED LIGHT SOURCE			4b	CHROMATICITY OF LED SOURCE		4b	SPECTRUM OF LED SOURCE				
A	LED COIN 111 COB, COIN 111 AC Ra >80			I	warm white "interna" (2700 K)		R	spectrum for meat and sausages				
B	LED COIN 111 COB Ra >90			W	warm white (3000 K)		Y	spectrum for pastry, delicatessen and cheese				
F	LED COIN 50 COB Ra >80			B	white (3500 K)		F	spectrum for fish				
G	LED COIN 50 COB Ra >90			C	cool white (4000 K)		Z	spectrum for fruits and vegetables				
N	LED COIN 35 COB Ra >80			D	daylight white (5000 K)		A	spectrum for art (Ra>97)				
P	LED COIN 35 COB Ra >90			S	cool daylight (6500 K)		V	spectrum for clothing, fashion				
L	LED panel Ra >80			K	tunable white - commercial (2700 K-6500 K)		P	spectrum for plant growth				
M	LED panel Ra >90			T	dim to warm (dimming to warm chroma.)							
C	LED COB Ra >80											
D	LED COB Ra >90											
5	TYPE OF CONTROL GEAR						6	NUMBER AND OUTPUT OF LIGHT SOURCE				
	BASIC CONFIGURATION				EMERGENCY CONFIGURATION			NUMBER OF SOURCES, POWER OF FITTING				
I	non-dimmable constant current driver			N	emergency 1h		108	1 x 8 W				
U	non-dimmable constant voltage driver			H	emergency 3h		114	1 x 14 W				
A	dimmable analog 1-10V			F	emergency 1h with autotest		229	2 x 29 W				
D	dimmable DALI			G	emergency 3h with autotest		337	3 x 37 W				
S	dimmable DSI			Z	electronic address module		443	4 x 43 W				
C	dimmable with CORRIDOR function			P	central battery system							
T	dimmable using button 230V											
W	dimmable using push-button on luminaire											
L	phase dimmable											
X	dimmable Tunable white DALI											
B	dimmable Casambi (Bluetooth)											
7	TYPE OF REFLECTOR							TYPE OF DIFFUSER				
SS	super spot - beam angle <10°			MDG	medium - beam angle 21-34° (gold)		HD	smooth divided				
SP	spot - beam angle 10-20°			FLG	flood - beam angle 35-49° (gold)		HG	powder coated gold (G1)				
MD	medium - beam angle 21-34°			HU	smooth UGR < 19		SB	powder coated black sand (B3)				
FL	flood - beam angle 35-49°			MU	matt UGR < 19		SW	powder coated white sand (W3)				
WF	wideflood - beam angle ≥ 50°						xx	optional RAL colour				
8	TYPE OF COVER GLASS / FILTER							COLOUR OF COIN 111 COB COVER RING				
T1	tempered glass - clear			F4	blue filter		B	black				
T3	tempered glass - opal			F5	red filter		W	white				
A1	acrylic glass - clear			F6	green filter							
A3	acrylic glass - opal			F7	yellow filter							
M1	acrylic microprisma - clear			FH	honeycomb louvre							
M3	acrylic microprisma - opal			F9	linear spread lens*							
P1	acrylic prisma - clear				* for use with SP/MD reflector only							
9	COLOUR AND FINISH			10	SPECIAL VERSION							
W3	white sand interior/exterior			B	for assembly in concrete housing							
S3	silver sand interior			F	for assembly in facade insulation							
B3	black sand interior/exterior			KRP	for assembly in lamella ceilings							
D3	anthracite sand dark interior/exterior			P	for assembly in sheet metal ceilings							
xx	optional RAL colour											