


ACCESSORIES

barn doors

Accessory for directing light beam. The shape can be changed freely and the barn doors can be attached on the luminaire additionally. Two versions based on the size of the illuminated objects.

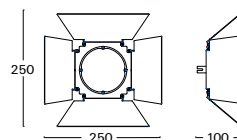
back to [ACCESSORIES](#)



- W3
- S3
- D3
- B3**

- Barn doors W** (colours according to RAL)
suitable for illumination of larger objects

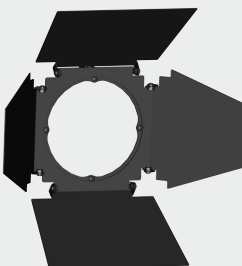

Order code
KL-01/W ..



Example of order code assembly: barn doors W, colour black structure

KL-01/W.B3

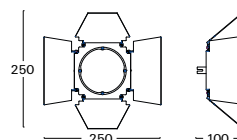
Effect of the light beam directing:



- W3
- S3
- D3
- B3**

- Barn doors S** (colours according to RAL)
suitable for illumination of smaller objects

Order code
KL-01/S ..



Example of order code assembly: barn doors S, colour black structure

KL-01/S.B3

Effect of the light beam directing:

