

L136

LED spotlights

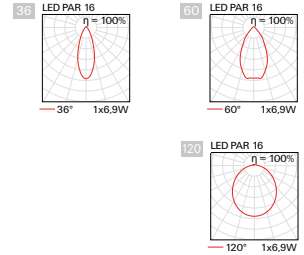
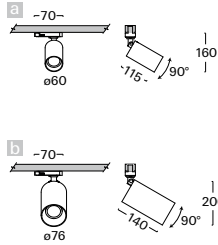
light fitting for feeding tracks • 355° rotatable and 90° tiltable • housing from aluminium profile • colour option • mounting on both horizontal and vertical tracks



ø 60



ø 76



Order code

L136-Q0.110/16
L136-Q0.110/16b

Pict.

a
b

Source

LED PAR16
LED PAR16

Power

max. 1x10W
max. 1x10W

Socket

GU10
GU10

kg

0,3
0,4



- W3
- S3
- D3
- B3



230V-50Hz

PDF Accessories



Tracks
3-Phase syst.

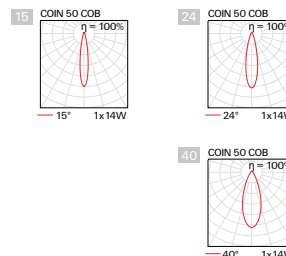
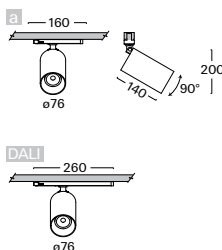
L136

LED spotlights

light fitting for feeding tracks for LED source COIN 50 COB • 355° rotatable and 90° tiltable • three-phase adapter with integrated control gear • housing from aluminium profile • colour option • optional colour of COIN 50 COB cover ring black or white • light source included • rated median operational life-time of luminaire 50 000h L70/B50 at Ta = 25°C • Standard Deviation Colour Matching MacAdam 2-step • mounting on both horizontal and vertical tracks



LED COIN 50 COB B



Order code	Pict.	Power	Flux	Tc	Ra	kg
L136aFII.108b/.. *	a	1 x 8 W	559 lm	2700 K	≥ 80	0,5
L136aFWI.108b/.. *	a	1 x 8 W	673 lm	3000 K	≥ 80	0,5
L136aFCI.108b/.. *	a	1 x 8 W	706 lm	4000 K	≥ 80	0,5
L136aFII.110b/.. *	a	1 x 10 W	700 lm	2700 K	≥ 80	0,5
L136aFWI.110b/.. *	a	1 x 10 W	843 lm	3000 K	≥ 80	0,5
L136aFCI.110b/.. *	a	1 x 10 W	885 lm	4000 K	≥ 80	0,5
L136aFII.114b/..	a	1 x 14 W	981 lm	2700 K	≥ 80	0,5
L136aFWI.114b/..	a	1 x 14 W	1180 lm	3000 K	≥ 80	0,5
L136aFCI.114b/..	a	1 x 14 W	1239 lm	4000 K	≥ 80	0,5

The shown value of luminous flux is useful luminous flux in solid angle 90°. The value depends on the beam angle of the light source.

Higher colour rendering index (CRI)

G

Example of order code assembly: Ra ≥90

[L136aGWI.114b/24B.D3](#)

Dimmable version (* not possible)

D / B

Example of order code assembly: dimmable DALI

[L136aFWD.114b/24B.D3](#)

Optional beam angle

15 / 24 / 40

Example of order code assembly: LED source with beam angle 24°

[L136aFWI.114b/24B.D3](#)

Optional colour of COIN 50 COB covering ring

B / W

Example of order code assembly: black ring COIN 50 COB

[L136aFWI.114b/24B.D3](#)



LED COIN 50

- W3
- S3
- D3
- B3



230V-50Hz



Complements



F9-050
linear spr. lens



Accessories



Tracks
3-Phase syst.



Tracks
Pulse Control



KL - 05
barndoors

EXPLANATORY NOTES

for order code assembly

1	2	3	4	5	6	7	8	9	10	11			
V	299	s	LW	DN	.	124	A	/	HD	A3	.	W3	B

1	MOUNTING CATEGORY			2	PRODUCT CODE		3	CONFIGURATION OF LIGHT FITTING					
V	recessed	L	track	299	type marking of light fitting		s	control gear on cable (part of l. fitting)					
S	ceiling	Z	pendant	014	type marking of insert		c	control gear in luminaire (part of l. fitting)					
N	wall	C	insert of fitting	etc.			a	control gear in adapter (part of l. fitting)					
F	floor						r	control gear in rosette (part of l. fitting)					
							-	without control gear					
4	TYPE OF LIGHT SOURCE (SOCKET)												
Q0	LED PAR16 (GU10)			E2	LED A60, A65 (E27)		E2	LED PAR20, 30, 38 (E27)					
4a	TYPE OF LED LIGHT SOURCE			4b	CHROMATICITY OF LED SOURCE		4b	SPECTRUM OF LED SOURCE					
A	LED COIN 111 COB, COIN 111 AC Ra >80			I	warm white "interna" (2700 K)		R	spectrum for meat and sausages					
B	LED COIN 111 COB Ra >90			W	warm white (3000 K)		Y	spectrum for pastry, delicatessen and cheese					
F	LED COIN 50 COB Ra >80			B	white (3500 K)		F	spectrum for fish					
G	LED COIN 50 COB Ra >90			C	cool white (4000 K)		Z	spectrum for fruits and vegetables					
N	LED COIN 35 COB Ra >80			D	daylight white (5000 K)		A	spectrum for art (Ra>97)					
P	LED COIN 35 COB Ra >90			S	cool daylight (6500 K)		V	spectrum for clothing, fashion					
L	LED panel Ra >80			K	tunable white - commercial (2700 K-6500 K)		P	spectrum for plant growth					
M	LED panel Ra >90			T	dim to warm (dimming to warm chroma.)								
C	LED COB Ra >80												
D	LED COB Ra >90												
H	LED COB Ra >97												
5	TYPE OF CONTROL GEAR							6	NUMBER AND OUTPUT OF LIGHT SOURCE				
BASIC CONFIGURATION				EMERGENCY CONFIGURATION				NUMBER OF SOURCES, POWER OF FITTING					
I	non-dimmable constant current driver			N	emergency 1h		108	1 x 8 W					
U	non-dimmable constant voltage driver			H	emergency 3h		114	1 x 14 W					
A	dimmable analog 1-10V			F	emergency 1h with autotest		229	2 x 29 W					
D	dimmable DALI			G	emergency 3h with autotest		337	3 x 37 W					
S	dimmable DSI			Z	electronic address module		443	4 x 43 W					
C	dimmable with CORRIDOR function			P	central battery system								
T	dimmable using button 230V												
W	dimmable using push-button on luminaire												
L	phase dimmable												
X	dimmable Tunable white DALI												
B	dimmable Casambi (Bluetooth)												
7	TYPE OF REFLECTOR							TYPE OF DIFFUSER					
SP	spot - beam angle 10-20°			MDG	medium - beam angle 21-34° (gold)		HD	smooth divided					
MD	medium - beam angle 21-34°			FLG	flood - beam angle 35-49° (gold)		HG	powder coated gold (G1)					
FL	flood - beam angle 35-49°			HU	smooth UGR < 19		SB	powder coated black sand (B3)					
WF	wideflood - beam angle ≥ 50°			MU	matt UGR < 19		SW	powder coated white sand (W3)					
							xx	optional RAL colour					
8	TYPE OF COVER GLASS / FILTER							COLOUR OF COIN COB COVER RING					
T1	tempered glass - clear			F4	blue filter		B	black					
T3	tempered glass - opal			F5	red filter		W	white					
A1	acrylic glass - clear			F6	green filter								
A3	acrylic glass - opal			F8	orange filter								
M1	acrylic micropisma - clear			FH	honeycomb louvre								
M3	acrylic micropisma - opal			F9	linear spread lens*								
					* for use with SP/MD reflector only								
9	COLOUR AND FINISH			10	SPECIAL VERSION								
W3	white sand interior/exterior			B	for assembly in concrete housing								
S3	silver sand interior			F	for assembly in facade insulation								
B3	black sand interior/exterior			KRP	for assembly in lamella ceilings								
D3	anthracite sand dark interior/exterior			P	for assembly in sheet metal ceilings								
S9	silver sand interior/exterior												
xx	optional RAL colour												